



Lee County IA

Community Health Needs Assessment

On Behalf of ...Keokuk Area Hospital PSA
Fort Madison Community Hospital PSA
and Lee County Health Department



August 2013

**VVV Research & Development LLC
Olathe, KS**

Community Health Needs Assessment

Table of Contents

I Executive Summary

II Methodology

- a) CHNA Scope & Purpose
- b) Local Collaborating CHNA parties...the identity of any and all organizations with which the organization collaborated and third parties that engaged to assist with the CHNA.
- c) CHNA & Town Hall Research Process... a description of the process & methods used to conduct the CHNA, a description of how the organization considered the input of persons representing the community, and an explanation of the process/criteria used in prioritizing such needs.
- d) Community Profile (Demographics/Economics)... a description of the community served by the facility and how the community was determined. TABS 1-2

III Community Health Status

- a) Town Hall CHNA Findings: Areas of Strengths & Areas to Change and/or Improve.”
- b) County Health Area of Future Focus... a prioritized description of all of the community needs identified by the CHNA.
- c) Historical Health Statistics – TAB 3-10

IV Inventory of Existing County Health Resources

- a) Physician Manpower, Health Service Offerings, Detail Inventory of HC providers and Detail Listing local DOH.... a description of the existing health care facilities and other resources within the community available to meet the needs identified through the CHNA.

V Detail Exhibits

- a) Patient Origin & Access to Care
- b) Town Hall Attendees, Notes & Feedback... who those persons are (with qualifications)
- c) Public Notice & News
- d) Primary Research Detail *Shaded lines note IRS requirements*

I. Executive Summary

[VVV Research & Development INC]

I. Executive Summary

The following report is the Community Health Needs Assessment (CHNA) prepared on behalf of **Fort Madison Community Hospital, Keokuk Area Hospital and Lee County Health Department (Primary Service Area) for Lee County IA.** Creating healthy communities requires a high level of mutual understanding and collaboration with community individuals and partner groups. The development of this assessment brings together community health leaders and providers, along with local residents, to research, prioritize county health needs and to document community health delivery successes. This health assessment will serve as the foundation for community health improvement efforts for the next three years. The Patient Protection and Affordable Care Act (ACA) require non-profit hospitals to conduct a CHNA every three years and adopt an implementation strategy to meet the needs identified by the CHNA.

Year 2013 CHNA brings together a variety of health status information. This assessment was coordinated and produced by VVV Research & Development INC. from Olathe, Kansas under the direction of Vince Vandelaar, MBA. Important CHNA benefits for the sponsoring local hospital and health department, as well as for the community, are as follows: 1) Increases knowledge of community health needs and resources, 2) Creates a common understanding of the priorities of the community's health needs, 3) Enhances relationships and mutual understanding between and among stakeholders, 4) Provides a basis upon which community stakeholders can make decisions about how they can contribute to improving the health of the community, 5) Provides rationale for current and potential funders to support efforts to improve the health of the community, 6) Creates opportunities for collaboration in delivery of services to the community and 7) Provides guidance to the hospital and local health department for how they can align their services and community benefit programs to best meet needs.

Town Hall Community Health Strengths Cited – Lee County, IA

Health Delivery Strengths - Lee County Iowa			
Town Hall Attendees (N=49)			
1	Access to advanced edu-colleges, universities	12	Home Health Care / Hospice
2	Access to providers with low wait times	13	Hospital facilities are excellent
3	Access to specialists - although a delay in appt time	14	Local hospitals with staff committed to communities
4	Air care/life flight	15	OB-GYN Quality
5	Collaboration among agencies	16	Pediatrics
6	Community garden and farmer's market	17	Pharmacy Availability
7	Community support	18	Public Education of Services
8	County Health Dept	19	School vaccinations
9	Disaster preparedness	20	Solid primary care providers
10	Grant-funded programs using community partnerships	21	Southeastern Comm College strong nursing program
11	Healthcare leadership	22	Two YMCAs

CHNA "Health Priorities" Cited – Lee County, IA:

Town Hall Community Health Needs Priorities				
Lee County Iowa (49 attendees)				
#	HC Topics cited to either change or improve	Votes	%	Accum
	Total Town Hall Votes	154	100%	
1	Recruit Mental Health Providers, Add Placement Options & Funding.	31	20.1%	20.1%
2	Increase Nutrition & Fitness	30	19.5%	39.6%
3	Improve Bicycle/Walking Trails	23	14.9%	54.5%
4	Decrease Teen Pregnancy/Single Parent Households	15	9.7%	64.3%
5	Increase Preventive Care Services	12	7.8%	72.1%
6	Recruit Psychiatrists	11	7.1%	79.2%
7	Improve Health Department Facilities	10	6.5%	85.7%
Note:	Other items receiving votes: Dentists taking Medicaid / serving uninsured, fight heart disease, recruit South Lee OB/GYNs, Poverty, Abuse, Senior Care, Recruit Primary Care providers, HC transportation, increase communication among providers. increase Prenatal Care, add Rheumatologists and increase personal fitness education.			

Key Community Health Needs Assessment Conclusions (Secondary Research)

- IOWA HEALTH RANKINGS: According to the 2012 Robert Wood Johnson County Health Rankings study, Lee County ranked the lowest in social and economic factors; in the bottom third for health outcomes, factors and behaviors, morbidity, mortality, and clinical care; and in the middle third for physical environment.
- TAB 1: Lee County's population has dropped slightly from 2006 to 2010 by 1.2%. Lee County's median household income is \$42,437, which is higher than state comparison norms. Lee has a higher percentage of children living in single parent households at 42% compared to 27% and 26.6% in the state and comparison counties, respectively.
- TAB 2: Lee County has an unemployment rate of 9.3%, higher than the state norm of 6.1% and other IA Rural Norm (13) counties. The percentage of homeownership is lower than other IRN counties (76.2%).
- TAB 3: Lee County has a higher population of school children eligible for free lunch programs at 37%, compared to 33.3% and 29.9% for the state and comparison counties, respectively. High school graduates make up 88% of the population, and

14.2% have a bachelor's degree or higher – both lower than the state and comparison county averages.

- TAB 4: The percentage of births in Lee County where prenatal care began in the first trimester is lower than the state norm and comparison counties (79.4%). Almost half of births are to unwed mothers (45.7%), which is higher than both state and comparison counties.
- TAB 5: Total market hospital inpatient discharges in Lee County have fallen (approx. 500 discharges) over past 3 years. This follows national delivery trends; moving patient care from IP to OP. In addition both hospitals (FMCH & KAH) have seen a similar trend between 2009 to 2011.
- TAB 6: State expenditures on behavioral health care services have increased from 2010 to 2012.
- TAB 7: Adult obesity is slightly higher than the state average at 31% versus 29%. The percentage of excessive drinking (23%) and percentage of adults who smoke (25%) are higher than both the state and comparison counties.
- TAB 8: Lee County has a lower rate of uninsured (11%) than the comparison counties (12.4%) but higher than the state (10.8%).
- TAB 9: Mortality rates for Lee County are higher than comparison counties for measured causes of death that include heart disease, cancer, suicide, cerebrovascular disease and chronic respiratory issues. It is lower in traffic related and unintentional injury deaths.
- TAB 10: The percentage of infants fully immunized at 24 months is higher than the state and other counties at 70%. Diabetic (88%) and mammography (69%) screenings are on par with norms.

II. Methodology

[VVV Research & Development INC]

II. Methodology

a. CHNA Scope and Purpose

The new federal Patient Protection and Affordable Care Act requires that each registered 501(c)3 hospital conduct a Community Health Needs Assessment (CHNA) at least once every three years and adopt a strategy to meet community health needs. Any hospital who has filed a 990 is required to conduct a CHNA. IRS Notice 2011-52 was released in late fall of 2011 to give notice and request comments.

JOB #1: Meet/Report IRS 990 Required Documentation

1. a description of the community served by the facility and how the community was determined;
2. a description of the process and methods used to conduct the CHNA;
3. the identity of any and all organizations with which the organization collaborated and third parties that it engaged to assist with the CHNA;
4. a description of how the organization considered the input of persons representing the community (*e.g., through meetings, focus groups, interviews, etc.*), who those persons are, and their qualifications;
5. a prioritized description of all of the community needs identified by the CHNA and an explanation of the process and criteria used in prioritizing such needs; and
6. a description of the existing health care facilities and other resources within the community available to meet the needs identified through the CHNA.

Section 501(r) provides that a CHNA must take into account input from persons who represent the broad interests of the community served by the hospital facility, including individuals with special knowledge of or expertise in public health. Under the Notice, the persons consulted must also include: Government agencies with current information relevant to the health needs of the community and representatives or members in the community that are medically underserved, low-income, minority populations, and populations with chronic disease needs. In addition, a hospital organization may seek input from other individuals and organizations located in or serving the hospital facility's defined community (e.g., health care consumer advocates, academic experts, private businesses, health insurance and managed care organizations, etc.).

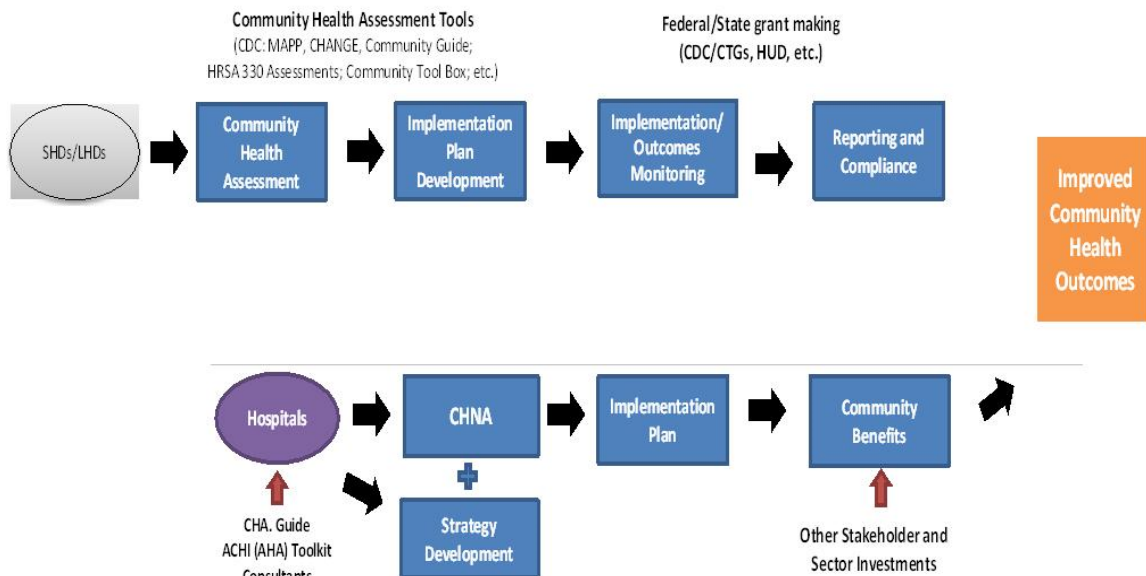
JOB #2: Making a CHNA Widely Available to the Public

The Notice provides that a CHNA will be considered to be "conducted" in the taxable year that the written report of the CHNA findings is made widely available to the public. The Notice also indicates that the IRS intends to pattern its rules for **making a CHNA "widely available to the public"** after the rules currently in effect for Form 990. Accordingly, an organization would make a **facility's written report** widely available by posting the final report on its website either in the form of (1) the report itself, in a readily accessible format, or (2) a link to another organization's website, along with instructions for accessing the report on that website. *The Notice clarifies that an organization must post the CHNA for each facility until the date on which its subsequent CHNA for that facility is posted.*

JOB #3: Adopt an Implementation Strategy by Hospital

Section 501(r) requires a hospital organization to adopt an implementation strategy to meet the needs identified through each CHNA. The Notice defines an "implementation strategy" as a written plan that addresses each of the needs identified in a CHNA by either (1) describing how the facility plans to meet the health need, or (2) identifying the health need as one that the facility does not intend to meet and explaining why the facility does not intend to meet it. A hospital organization may develop an implementation strategy in collaboration with other organizations, which must be identified in the implementation strategy. As with the CHNA, a hospital organization that operates multiple hospital facilities must have a separate written implementation strategy for each of its facilities.

Great emphasis has been given to work hand-in-hand with leaders from both hospitals and the local county health department. A common approach has been adopted to create the CHNA, leading to aligned implementation plans and community reporting.



IRS Notice 2011-52 Overview

Applicability of CHNA Requirements to “Hospital Organizations”

The CHNA requirements apply to “**hospital organizations**,” which are defined in Section 501(r) to include (1) organizations that operate one or more state-licensed hospital facilities, and (2) any other organization that the Treasury Secretary determines is providing hospital care as its principal function or basis for exemption.

Under Section 501(r), a hospital organization is required to conduct a CHNA for each of its hospital facilities once every three taxable years. *The CHNA must take into account input from persons representing the community served by the hospital facility and must be made widely available to the public.* **The CHNA requirements are effective for taxable years beginning after March 23, 2012.** As a result, a hospital organization with a June 30 fiscal year end must conduct an initial CHNA for each of its hospital facilities by June 30, 2013, either during the fiscal year ending June 30, 2013 or during either of the two previous fiscal years.

Determining the Community Served

A CHNA must identify and assess the health needs of the **community served** by the hospital facility. Although the Notice suggests that geographic location should be the primary basis for defining the community served, it provides that the organization may also take into account the target populations served by the facility (e.g., children, women, or the aged) and/or the facility’s principal functions (e.g., specialty area or targeted disease). *A hospital organization, however, will not be permitted to define the community served in a way that would effectively circumvent the CHNA requirements (e.g., by excluding medically underserved populations, low-income persons, minority groups, or those with chronic disease needs).*

Persons Representing the Community Served

Section 501(r) provides that a CHNA must take into account input from **persons who represent the broad interests of the community** served by the hospital facility, including individuals with special knowledge of or expertise in public health. Under the Notice, the persons consulted must also include: (1) government agencies with current information relevant to the health needs of the community and (2) representatives or members of medically underserved, low-income, and minority populations, and populations with chronic disease needs, in the community. In addition, a hospital organization may seek input from other individuals and organizations located in or serving the hospital facility’s defined community (e.g., health care consumer advocates, academic experts, private businesses, health insurance and managed care organizations, etc.).

Required Documentation The Notice provides that a hospital organization will be required to separately document the CHNA for each of its hospital facilities in a **written report** that includes the following information: 1) a description of the community served by the facility and how the community was determined; 2) a description of the process and methods used to conduct the CHNA; 3) the identity of any and all organizations with which the organization collaborated and third parties that it engaged to assist with the CHNA; 4) a description of how the organization considered the input of persons representing the community (e.g., through meetings, focus groups, interviews, etc.), who those persons are, and their qualifications; 5) a prioritized description of all of the community needs identified by the CHNA and an explanation of the process and criteria used in prioritizing such needs; and 6) a description of the existing health care facilities and other resources within the community available to meet the needs identified through the CHNA.

Making a CHNA Widely Available to the Public

The Notice provides that a CHNA will be considered to be “**conducted**” in the taxable year that the written report of the CHNA findings is made **widely available to the public**. The Notice also indicates that the IRS intends to pattern its rules for making a CHNA “widely available to the public” after the rules currently in effect for Forms 990. *Accordingly, an organization would make a facility’s written report widely available by posting on its website either (1) the report itself, in a readily accessible format, or (2) a link to another organization’s website, along with instructions for accessing the report on that website. The Notice clarifies that an organization must post the CHNA for each facility until the date on which its subsequent CHNA for that facility is posted.*

How and When to Adopt an Implementation Strategy

Section 501(r) requires a hospital organization to adopt an implementation strategy to meet the needs identified through each CHNA. **The Notice defines an “implementation strategy” as a written plan that addresses each of the needs identified in a CHNA by either (1) describing how the facility plans to meet the health need, or (2) identifying the health need as one that the facility does not intend to meet and explaining why the facility does not intend to meet it.** A hospital organization may develop an implementation strategy in collaboration with other organizations, which must be identified in the implementation strategy. As with the CHNA, a hospital organization that operates multiple hospital facilities must have a separate written implementation strategy for each of its facilities.

Under the Notice, an implementation strategy is considered to be “adopted” on the date the strategy is approved by the organization’s board of directors or by a committee of the board or other parties legally authorized by the board to act on its behalf. Further, the formal adoption of the implementation strategy must occur by the end of the same taxable year in which the written report of the CHNA findings was made available to the public. For hospital organizations with a June 30 fiscal year end, that effectively means that the organization must complete and appropriately post its first CHNA no later than its fiscal year ending June 30, 2013, and formally adopt a related implementation strategy by the end of the same tax year. *This final requirement may come as a surprise to many charitable hospitals, considering Section 501(r) contains no deadline for the adoption of the implementation strategy.*

II. Methodology

b. Collaborating CHNA Parties

Working together to improve community health takes collaboration. Listed below is an in-depth profile of the local hospitals and health department CHNA partners:

Keokuk Area Hospital

1600 Morgan St.
Keokuk, IA 52632-3497
319-524-7150

CEO Kathy DeVine

Keokuk Area Hospital is a 49-bed hospital that is fully accredited by the Joint Commission. Keokuk Area Hospital provides primary and specialty medical care as well as community health care services to all ages of the Tri-State region. Our experienced and highly skilled staff are dedicated to bringing only the best medical care to the people we serve. We pride ourselves on offering the latest in technology with compassionate, personalized patient and family care. The Keokuk Area Hospital family of physicians offers a coordinated team that delivers exceptional and comprehensive primary and specialty care. You'll find accommodating hours and convenient locations. You will also find experienced medical practitioners and staff deeply committed to each and every patient.

In addition to our Tri-State Medical Group providers, we offer a full array of health care options located conveniently on the Keokuk Area Hospital campus.

Vision

Our vision is to provide the best Primary Health Care services, innovative solutions and needed information for a healthy region.

Services and Specialties

Blood Disorders (Hematology)	Ophthalmology
Cardiac and Pulmonary Rehab	Pain Management
Cardiovascular Care (Heart)	Pediatrics
Orthopaedics	Pharmacy
Ear, Nose & Throat (Otolaryngology)	Podiatry
Emergency Medicine	Radiology
Family Medicine	Rehabilitation Services (Therapy)
Hematology	Sleep Disorders Center
Home Healthcare	Stroke Care
Internal Medicine	Surgery
Mammography	Urology
Neurology	Women's Health
Oncology	Wound Care
Occupational & Industrial Medicine	Diabetes and Nutrition Education

Chairman Of The Board	Walt Stephens
Controller	Kim Byers
Human Resource & Privacy Officer	Rhonda Schreck

Fort Madison Community Hospital

5445 Avenue O
Fort Madison, IA 52627-9611
319-372-6530
CEO Jim Platt

Fort Madison Community Hospital has a long history of excellence in Healthcare. What began as Sacred Heart Hospital in 1912, is now Fort Madison Community Hospital. Sacred Heart Hospital was operated by the Sisters of the Third Order of Saint Francis from 1912 to 1977. During that time the hospital went through many additions and improvements creating a state of the art facility. But as time progressed it became harder and harder for the Sisters to maintain operation of the hospital and the building and equipment were sold for \$1.00 to a non-profit Board of Directors and the name was changed to Fort Madison Community Hospital. The old building now houses the Kensington Assisted Living Facility. It was in 1986 that the ground breaking of the current location along Highway 61 was held. In May of 1987 the new 58,000 square foot hospital and adjoining office building was open to the public. Since then there have been multiple additions and improvements made to the facility again making it a state of the art hospital complete with private in-patient rooms, expanded surgery center, themed birthplace rooms, a Wound Center and a functional business center with three conference rooms.

Fort Madison Physicians & Surgeons Clinic and The Women's Center are an intimate part of Fort Madison Community Hospital. They continue to expand their services to provide comprehensive and quality care to the community. The addition of a dedicated Pediatric suite helps keep our young patients happy, too.

Fort Madison Community Hospital is committed to providing the highest quality healthcare to the community they call home. We continue to explore the best way to do this through staffing, equipment, services and facilities.

Mission

Fort Madison Community Hospital's mission is to advance the health and well being of all people through compassionate quality care, education and community service.

Vision

To be the Southeast Iowa healthcare provider most admired for its people, partnership with the community and quality of service.

Values

In fulfilling our mission, FMCH values our commitment to: Growth; People; Quality and Service; Finance and Infrastructure and Community. These values will be realized by living our Standards of Behavior.

- **Guest Relations:** Each guest is an individual entitled to our respect and compassion.
- **Respect:** We believe in behaviors that demonstrate privacy and dignity.
- **Privacy:** A secure and trusting environment promotes peace of mind.
- **Positive Attitude:** A sincerely good attitude means smiling and being friendly and courteous.
- **Commitment to Co-Workers:** We believe in each other.
- **Personal Accountability:** Each employee will strive for competency and professionalism.

- **Morale:** Spirit and pride in FMCH and our community creates a positive atmosphere.
- **Personal Appearance:** We will present a positive image of FMCH through our outward appearance
- **Communications:** All communication is a reflection of FMCH.
- **Respect for our Resources:** We value a clean, safe environment with readily available resources.

Fort Madison Community Hospital is accredited by the Joint Commission. The Joint Commission evaluates the quality and safety of care for more than 15,000 health care organizations. To maintain and earn accreditation, organizations must have an extensive on-site review by a team of Joint Commission health care professionals, at least once every three years. The purpose of the review is to evaluate the organization's performance in areas that affect your care. Fort Madison Community Hospital has been recognized as a national award winner in healthcare service quality for "Exceeding Patient Expectations" by Avatar International Inc., the leader in measuring customer expectations in healthcare.

Services and Specialties

Birthplace	Cardiology (Heart)
Dermatology (Skin)	Emergency Department
Family Practice	My Care Walk-in Clinic
Home Health	Internal Medicine
Laboratory	Neurology (Nervous System)
Nutrition	Obstetrics/Gynecology (Women)
Occupational Health Medicine	Oncology (Cancer)
Ophthalmology (Eye)	Orthopedic (Bone & Joint)
Otolaryngology (Ear, Nose & Throat)	Pediatrics
Radiology (X-ray)	Rehabilitation (Therapy)
Sinus Care	Sleep Studies Center
Surgery	The Women's Center
Urology	Psychiatry
Podiatry	Pulmonology
Wound Healing & Hyperbaric Center	Pathology

Chairman Of The Board	Deanna Barr
Chief Executive Officer	Jim Platt
Chief Technology Officer	Shane Tapper
Chief Nursing Officer	Joann Lampe
Chief Financial Officer	Bradley J Kokjohn
Chief Quality Officer	Timothy Torgler
Director of Employee Operations	Vicki L Kokjohn
Compliance/Safety Officer	Michelle Kinneer

Lee County Health Department

Office Location:

Lee County Health Department
2218 Avenue H
Fort Madison, IA 52627

Contact Information:

Phone: 319.372.5225
Toll Free: 800.458.6672
Fax: 319.372.4374
Email: lchd@leecountyhd.org

Administrator

Julie Schilling, MA, BSN

Lee County Board of Health (Governing Board)

Dr David Wenger-Keller	Chair	Term Expires
Judy Bartachek	Vice Chair	12-31-2012
Dr. Richard Georges		01-02-2015
Chris McKay		01-01-2013
Cathy Richardson		01-02-2015
		12-31-2013

Lee County Health Department (LCHD) is a county governmental non-profit agency that is governed by the Lee County Board of Health. LCHD has been providing services in Lee County since as early as 1946. LCHD's governing body, administration, and program staff have the long-term commitment it takes to offer high quality essential public health services to best meet the health and safety needs of families and children in our surrounding communities. Currently, LCHD employs 38 employees and offers several programs and services based on identified population health needs of the county and surrounding communities.

Our Mission:

To Touch the Community with Care

By functioning as a community-based service system providing promotion of physical, social, emotional and spiritual health; prevention of disease; and provision of care to the public. And, collaborating and coordinating with other social, service and health organizations in assessment of the community, development of programs to meet those needs, implementing and evaluating those programs.

Lee County Health Department's Programs and Services

LCHD's Community Health Programs include many services that focus on population health. These include:

- Child Care Nurse Consultant Services
- Child Health/Care for Kids services
- Immunization Clinics and services
- Childhood Lead Poisoning Prevention services/Lead Testing and follow up
- Communicable Disease surveillance, investigation, and follow-up
- Annual Flu shots
- hawk-i outreach/assistance with eligible health care coverage
- HOPES/Healthy Families America home visiting program services to families with children 0-5

- I-Smile™/Oral Health Preventive Services and follow up
- Maternal Health services
- Senior Health Services
- TB Testing
- Tobacco prevention and education
- Wellness Initiatives through Community Transformation grant funding
- 1st Five Healthy Mental Development

Emergency Preparedness: The Lee County Health Department wants to make sure everyone is prepared for any kind of emergency that could occur in their state, community, neighborhood, or even in their own home. LCHD partners with many emergency response partners in the county to help the county be better prepared for responding to and recovering from emergency events that could occur.

Environmental: Lee County Health Department Environmental Services was established in Lee County in 1970. Services include:

- **Inspections**
- **Testing**
- **Education and Information**

Home Care: A priority of Lee County Health Department is to assist persons to remain in their own homes in a safe and healthy environment. Services are provided in the comfort and familiarity of a person's home. Services include:

Skilled Nursing, Home Health Aides, and Homemakers which are available through a variety of payment sources. A Registered Nurse visits with individuals to determine what is right for each person. Payment may be available through Medicare, Medicaid, private insurance and private pay. A sliding fee scale is available to assist with private payment. Personal care and homemaking services are funded in part with funds from Area Agency on Aging.

Hospice: Hospice is a Medicare certified program of Lee County Health Department. Hospice provides care and support to the terminally ill and their families in their homes, assisted living facilities, and in long-term facilities. The mission of Hospice is to enhance the ill person's quality of life by alleviating pain and other symptoms and by providing physical, emotional, and spiritual support to patients and families. Hospice care may be provided to people of all ages and with any type of life-limiting illness. LCHD-Hospice serves Lee, Des Moines, Henry, and Van Buren counties in Iowa, and Hancock and Henderson in Illinois. Registered nurse is on call 24 hours a day, 7 days a week.

II. Methodology

b. Collaborating CHNA Parties (continue)

Consultant Qualifications



VWV Research & Development, Inc.

Company Profile: 601 N. Mahaffie, Olathe, KS 66061-6431 (913) 302-7264

VINCE VANDEHAAR, MBA

Principal Consultant & Owner of VWV Research & Development, Inc.

VWV Research & Development, Inc. was incorporated on May 28th 2009. With over 30 years of business & faculty experience in helping both providers, payors, and financial service firms obtain their strategic planning, research & development needs, Vince brings in-depth health industry knowledge, research aptitude, planning expertise, and energy. VWV Research & Development services are organized, formal processes of listening to the voice of the customer. Vince started his consulting business in May of 2009, after working for Saint Luke's Health System (SLHS) of Kansas City for 16 years. Note: Saint Luke's Hospital of Kansas City, SLHS's largest hospital, won the Malcolm Baldrige National Quality Award in March of 2003. The Baldrige examiners cited Vince's department as "Best Practice" in the areas of customer satisfaction, market research, and evaluation efforts (Kansas City Star 3/10/04).

VWV Research & Development, INC. (Olathe, KS) consultants have in-depth experience helping hospitals work with local Health Departments to engage community residents & leaders to identify gaps between existing health community resources & needs, and construct detailed strategies to meet those needs - while still adhering to the hospital's mission and budget. Over the past 20 years, Vandehaar has completed 8 comprehensive Baldrige aligned Community Health Needs Assessments for Saint Luke's of Kansas City System facilities (3 campuses) and was contracted to conduct 2 additional independent Dept. of Health consulting projects (prior to IRS 990 regs). Currently in 2012, VWV has 12 CHNA IRS aligned assessments underway for Kansas hospitals & Health Departments.

Vince Vandehaar, MBA is actively involved in the Kansas City community. He is a member the Greater Kansas City Employee Benefits Association, the Society for Healthcare Strategy & Market Development, the American Marketing Association Kansas City Chapter, and Co-Chair of the AMA Kansas City Healthcare Special Interest Group. In addition to these roles, from 2000 to 2008, Vince served as the state chairman for MHA's Data Committee and was a member of KHA's Data Taskforce.

Collaborating Consultants

Sarah Legg - VWV Research & Development, Inc.
Lead Project Coordinator & Planning Analyst

II. Methodology

c. CHNA & Town Hall Research Process

Lee County Iowa Community Health Needs Assessment process began in the spring of 2013. At that time an inquiry was made from Amy Conlee (Keokuk Area Hospital) and Angie Budnik (Fort Madison Community Hospital) to VVV Research & Development to explore the possibility of conducting a comprehensive IRS aligned CHNA for Lee County Iowa. On April 1st of 2013 a meeting was held to learn more about Lee County CHNA collaborative options for FMCH, KAH and LCDH. On that date VVV Research & Development INC reviewed: VVV Research & Development CHNA experience, CHNA requirements (in-depth regulations), CHNA development steps / options to meet IRS requirements, and next steps after option approval.

VVV CHNA Deliverables:

- Confirm FMCH and KAH service area meets 80/20 % patient origin rule,
- Uncover/Document Basic Secondary Research – Health of County. Organized by 10 TABS,
- Conduct Town Hall Meeting to discuss secondary data and uncover/prioritize county health needs,
- Report CHNA primary Research (with valid N), and
- Prepare and publish IRS-aligned CHNA report to meet requirements.

(NOTE: To ensure proper (80/20%) Town Hall representation, the following patient origin 3 years summary was generated.

FMCH - Primary Service Area Top Zips					I/E/O
Zips	County	County	3YR %	ACCUM	3 year Totals
52627	FORT MADISON	Lee	49.5%	49.5%	55849
52619	ARGYLE	Lee	57.9%	8.4%	9422
52632	KEOKUK	Lee	64.3%	6.4%	7266
52625	DONNELLSON	Lee	70.6%	6.3%	7095
52656	WEST POINT	Lee	75.9%	5.3%	5976
52639	MONTROSE	Lee	80.6%	4.7%	5330
Keokuk Area Hospital PSA (IHA/KAH data)					I/O/E
Zips	City	County	3YR %	Accum	3 year total
52632	KEOKUK	Lee	60.9%	60.9%	21,630
62341	HAMILTON	Hancock	7.8%	68.8%	2,775
63445	KAHOKA	Clark	7.8%	76.5%	2,754
62379	WARSAW	Hancock	4.6%	81.1%	1,629
63430	ALEXANDRIA	Clark	2.2%	83.3%	776

The following chart (calendar of events) outlines approved CHNA roles & responsibilities:

FMCH / KAH PSA (Lee County IA) CHNA Work Plan Project Timeline & Roles 2013			
Step	Date (Start-Finish)	LEAD	Task
1	3/27/2013	VVV	Signed VVV CHNA project quote, emailed back to VV
2	3/27/2013	VVV	Prepare Draft Paper/online CHNA survey. VVV will send out paper file for review
3	3/27/2013	VVV / Lee (3)	Request KAH and FMH to send FFY 12, 11 and 10 IHA patient origin data to document service area. VVV will send sample IP/OP reports pdfs
4	4/1/2013	VVV / Lee (3)	Hold CHNA Kickoff Conference call with Health Dept and hospital. Finalize CHNA sample survey (VVV will send out).
5	4/1/2013	VVV	Prepare Draft Paper/online CHNA survey. VVV sent draft for review
6	4/1/2013	VVV	Send out REQCoimmInvite Excel file plus SchoolHealthdata Excel file for SBAMH input.
7	4/3/2013	VVV /Lee+	Prepare/send out PR story to local media announcing upcoming CHNA work (general story)
8	April 2013_May 10/13	VVV	FIELD WORK Mail CHNA Primary Research (Paper survey with online link) to PSA residents. Send 3000 per PSA want 500 returns DUE DATE TUES 3/26
9	5/31/2013	Lee+	Prepare/send out Community TOWN HALL invite letter. (Use Hosp PSA Required data file - joint signature (2). Use VVV letter sample format.)
10	6/25/2013	VVV /Lee+	Conduct CHNA conference call. Review Town Hall Secondary Research data (10 TABS) + Town Hall ppt.
11	6/27/2013	VVV /Lee+	Conduct CHNA Town Hall. Dinner 5:30-7pm Donnellson IA. Review Basic plus CHNA info and uncover community needs.
12	8/15/2013	VVV	Complete Analysis - Release Draft 1- seek feedback from County Leaders (Hospital & Health Dept.)
13	by 9/1/2013	VVV	Produce & Release final CHNA report. Post CHNA online.

To meet IRS aligned CHNA requirements, a four-phase methodology was reviewed and approved as follows:

Phase I – Discovery: Conduct a 30 minute conference call with CHNA hospital client and County Health Department. Review / confirm CHNA calendar of events, explain / coach client to complete required participants database and schedule / organize all Phase II activities.

Phase II – QUALIFY Community Need:

A) Conduct secondary research to uncover the following historical community health status for PSA. Use IHA and Iowa Dept. of Health source files, Vital Statistics, County Health Rankings, etc. to document “current state” of county health organized as follows:

TAB 1. Demographic Profile
TAB 2. Economic/Business Profile
TAB 3. Educational Profile
TAB 4. Maternal and Infant Health Profile
TAB 5. Hospitalization / Providers Profile
TAB 6. Behavioral Health Profile
TAB 7. Risk Indicators & Factors
TAB 8. Uninsured Profile
TAB 9. Mortality Profile
TAB 10. Preventative Quality Measures

B) Gather historical primary research to uncover public health needs, practices and perceptions for hospital primary service areas.

Phase III – QUANTIFY Community Need: Conduct 90 minute Town Hall meeting with required county PSA residents. (Note: At each Town Hall meeting, CHNA secondary data will be reviewed, facilitated group discussion will occur, and a group ranking activity to determine the most important community health needs will be administered.

Phase IV - Complete data analysis & create comprehensive Community Health Needs Assessment. Post CHNA report findings to meet IRS CHNA criteria.

After consideration of CHNA stakeholders (sponsoring hospital & local health department) the CHNA Basic option was selected with the following project schedule:

Phase I: Discovery.....	March 2013
Phase II: Secondary/Primary Research	April-May 2013
Phase III: Town Hall Meeting.....	June 27, 2013
Phase IV: Prepare / Release CHNA report.....	August, 2013

Detail CHNA development steps include:

	Suggested Development Steps
Step # 1 Commitment	<i>Determine interest level of area healthcare leaders (Hospital, Health Dept, Schools, Churches, Physicians etc), hold community meeting.</i>
Step # 2 Planning	<i>Prepare brief Community Health Needs Assessment Plan</i> - list goals, objectives, purpose, outcome, roles, community involvement, etc. Hold Community Kick-off meeting.
Step # 3 Secondary Research	<i>Collect & Report Community Health Published Facts. Gather data health practice data from</i> published secondary research sources i.e. census, county health records, behavioral risk factors surveillance, etc.
Step # 4a Primary Research	<i>Conduct Community Roundtable (Qualitative Research). Review Secondary Research (Step3) with Community Stakeholders.</i> Gather current opinions and identify health needs.
Step # 4b Primary Research <Optional>	<i>Collect Community Opinions. (Quantitative Research).</i> Gather current opinions (Valid sample size) regarding community health needs and healthcare practices. If appropriate, conduct Physician Manpower Assessment to determine FTE Physician need by specialty.
Steps # 5 Reporting	<i>Prepare/Present comprehensive Community Health Needs Assessment report (to community leaders) with Recommended Actions to improve health.</i> < Note: Formal report will follow IRS Notice 2011-52 regs >
	VVV Research & Development INC 913 302-7264

Overview of Town Hall Community Priority Setting Process

Each community has a wealth of expertise to be tapped for CHNA development. For this reason, a town hall is the perfect forum to gather community insight and provide an atmosphere to objectively consensus build and prioritize county health issues.

All Town Hall priority-setting and scoring processes involve the input of key stakeholders in attendance. Individuals and organizations attending the Town Halls were critically important to the success of the CHNA. The following list outlines partners invited to Town Hall: local hospital, public health community, mental health community, free clinics, community-based clinics, service providers, local residents, community leaders, opinion leaders, school leaders, business leaders, local government, faith-based organizations and persons (or organizations serving them), people with chronic conditions, uninsured community members, low income residents, and minority groups.

Lee County Town Hall was held over dinner on Thursday June 27th, 2013, at the Pilot Grove Community Room in Donnellson IA. Vince Vandehaar and Sarah Legg facilitated this 1 ½ hour session with forty nine community attendees. (Note: a detail roster of Town Hall attendees is listed in Section V a.)

The following Town Hall agenda was conducted:

1. Welcome & Introductions
2. Review purpose for the CHNA Town Hall and roles in the process
3. Present / Review of historical County Health Indicators (10 TABS)
4. Facilitate Town Hall participant discussion of data (probe health strengths / concerns). Reflect on size and seriousness of any health concerns cited and discuss current community health strengths.
5. Engage Town Hall participants to rank health needs (using 4 dots to cast votes on priority issues). Tally & rank top community health concerns cited.
6. Close meeting by reflecting on the health needs / community voting results. Inform participants on "next steps".

At the end of each Town Hall session, VVV encouraged all community members to continue to contribute ideas to both hospital and health department leaders via email or personal conversations.

< NOTE: To review detail Town Hall discussion content, please turn to Section V for detail notes of session and activity card content reporting of open end comments.>

Community Health Needs Assessment Lee County IA Town Hall Meeting

Vince Vandehaar, MBA
VVV Marketing & Development INC.
Owner and Adjunct Marketing Professor

Olathe, Kansas 66061
VVV@VandehaarMarketing.com

913-302-7264

Web: VandehaarMarketing.com

Community Health Needs Assessment (CHNA) Town Hall Discussion Agenda

- I. Opening / Introductions (10 mins)
- II. Review CHNA Purpose & Process (10 mins)
- III. Review Current County "Health Status" --
Secondary Data by 10 TAB Categories
Review Primary Research Results (35 mins)
- IV. Collect Community Health Perspectives Hold
Community Voting Activity: Determine MOST Important Health
areas. (30 mins)
- V. Close / Next Steps (5 mins)

VVV Marketing & Development INC.

I. Introduction:

Background and Experience



Vince Vandehaar MBA, VVV Marketing & Development INC
Principal Consultant, Olathe, KS 913 302-7264

➤ Professional Consulting Services: Strategic Planning, Marketing
Management, Business Research & Development Focus: Strategy,
Research, Deployment

➤ Over 25 years of experience with Tillingshast, BCBSKC, Saint Luke's

Adjunct Professor - Marketing / Health Admin.- 24 years +

➤ Webster University (1988 – present)
➤ Rockhurst University (2010 – present)

☐ Sarah Legg MS, Planning Analyst

Town Hall Participation (You)

- ALL attendees welcome to share.
 - Parking Lot
- There are no right or wrong answers.
- Only one person speaks at a time.
- Please give truthful responses.
- Have a little fun along the way.

I. Introductions: a conversation with the community.

Community members and organizations invited to CHNA Town Hall

Consumers: Uninsured/underinsured people, Members of at-risk populations, Parents, caregivers and other consumers of health care in the community, and Consumer advocates.

Community leaders and groups: The hospital organization's board members, Local clergy and congregational leaders, Presidents or chairs of civic or service clubs – Chamber of Commerce, veterans' organizations, Lions, Rotary, etc., Representatives from businesses – owners/CEO's of large businesses (local or large corporations with local branches), Business people & merchants (e.g., who sell tobacco, alcohol, or other drugs), Representatives from organized labor, Political, appointed and elected officials, Foundations, United Way organizations. And other "community leaders."

Public and other organizations: Public health officials, Directors or staff of health and human service organizations, City/Community planners and development officials, Individuals with business and economic development experience, Welfare and social service agency staff, Housing advocates - administrators of housing programs: homeless shelters, low-income-family housing and senior housing, Education officials and staff - school superintendents, principals and teachers, Public safety officials, Staff from state and area agencies on aging, Law enforcement agencies - Chiefs of police, Local colleges and universities, Coalitions working on health or other issues.

Other providers: Physicians, Leaders in other not-for-profit health care organizations, such as hospitals, clinics, nursing homes and home-based and community-based services, Leaders from Catholic Charities and other faith-based service providers, Mental health providers, Oral health providers, Health insurers, Parish and congregational nursing programs, Other health professionals

II. Purpose: Why conduct Community Health Needs Assessment?

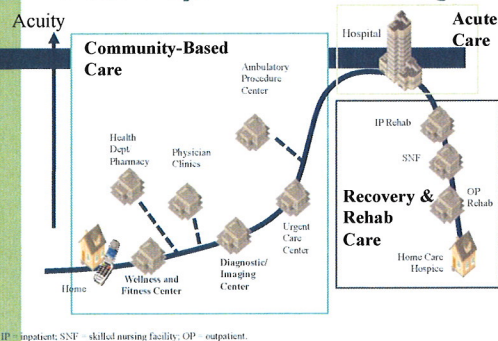
- To determine health-related trends and issues of the community.
- To understand/evaluate health delivery programs in place.
- To develop strategies to address unmet health needs.
- To meet Federal requirements – both local hospital & Health Department.

II. Review CHNA Definition

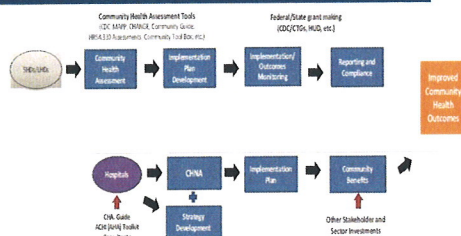
A Community Health Needs Assessment (CHNA) is a systematic collection, assembly, analysis, and dissemination of information about the health of the community. <NOTE: Some the data has already been collected (published) by local, state and federal public health organizations. Some data will be collected today.>

CHNA's role is to identify factors that affect the health of a population and determine the availability of resources to adequately address those factors.

Future System of CARE Sg2



Community Health Needs Assessment Joint Process: Hospital & Health Department



II. Required Written Report IRS 990 Documentation

- a description of the community served
- a description of the CHNA process
- the identity of any and all organizations & third parties which collaborated to assist with the CHNA;
- a description of how the organization considered the input of persons representing the community (*e.g., through meetings, focus groups, interviews, etc.*), who those persons are, and their qualifications;
- a prioritized description of all of the community needs identified by the CHNA and
- a description of the existing health care facilities and other resources within the community available to meet the needs identified through the CHNA.

III. Review Current County "Health Status" – Secondary Data by 10 TAB Categories plus 1A State Rankings

TAB 1. Demographic Profile
TAB 2. Economic/Business Profile
TAB 3. Educational Profile
TAB 4. Maternal and Infant Health Profile
TAB 5. Hospitalization / Providers Profile
TAB 6. Behavioral Health Profile
TAB 7. Risk Indicators & Factors
TAB 8. Uninsured Profile
TAB 9. Mortality Profile
TAB 10. Preventative Quality Measures

IV. Collect Community Health Perspectives Ask your opinion. Your thoughts?

- 1) Today: What are the *strengths* of our community that contribute to health
- 2) Today: Are there healthcare services in your community / neighborhood that you feel *need to be improved and / or changed*?
- 3) Tomorrow: What is occurring or might occur *that affects the health of our community*?

V. Have we forgotten anything ?

A.Aging Services	M.Hospice
B.Chronic Pain Management	N.Hospital Services
C.Dental Care/Oral Health	O.Maternal, Infant & Child Health
D.Developmental Disabilities	P.Nutrition
E.Domestic Violence,	R.Pharmacy Services
F.Early Detection & Screening	S.Primary Health Care
G.Environmental Health	T.Public Health
H.Exercise	U.School Health
I.Family Planning	V.Social Services
J.Food Safety	W.Specialty Medical Care Clinics
K.Health Care Coverage	X.Substance Abuse
L.Health Education	Y.Transportation
M.Home Health	Z. Other _____

Community Health Needs Assessment

Questions Next Steps ?

VVV Research & Development INC.
vmvandehaar@aol.com
913 302-7264

II. Methodology

d. Community Profile (a description of community served)

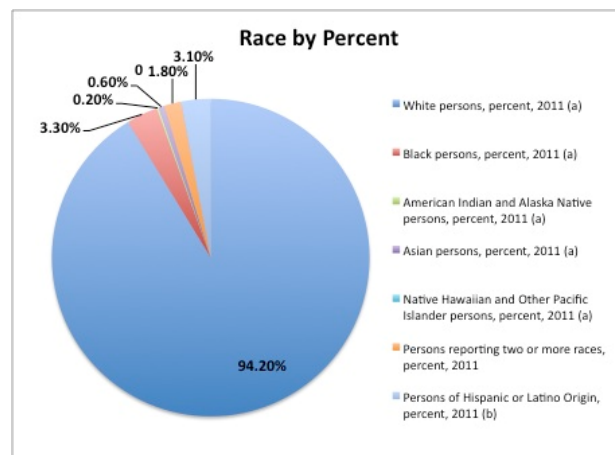
Lee County, Iowa Community Profile



Demographics

The population of Lee County was estimated to be 35,621 in 2011, and had a -.7% change in population from April 1, 2010 to July 1, 2012. The county covers 517.52 square miles.¹ Lee County dates back to the war of 1812 and is home to two county seats: Fort Madison and Keokuk.² The county has an overall population density of 69.3 persons per square mile, compared to the State average of 54.5 persons per square mile. The county is located in extreme Southeastern Iowa and its economy is led by manufacturing (22%), health care and social services (15.3%), wholesale and resale trade (14.6%) and education (13.9%).³

Population by Race 2011



Major highway transportation routes include U.S. Highway 61, U.S. Highway 136, U.S. Highway 218, Iowa Highway 2, Iowa Highway 16 and Iowa Highway 27.

Homeownership in Lee County (72.6%) is on par with the state average (73.0%).

¹ <http://quickfacts.census.gov/qfd/states/19/19111.html>

² <http://www.leecounty.org/community.htm>

³ <http://www.lcedg.com/economic/09ExecutiveSummaryLeeCounty.pdf>

Median value of an owner-occupied home in Miami County is \$79,000 as compared to than the state median value of \$121,300.

The median income for a household in the county was \$36,193, and the median income for a family was \$42,658. Males had a median income of \$32,286 versus \$21,821 for females. The per capita income for the county was \$18,430. About 7.10% of families and 9.70% of the population were below the poverty line, including 12.60% of those under age 18 and 9.60% of those ages 65 or over.

Detail Demographic Profile - FMCH / KAH PSA (Lee County+)									
ZIP	NAME	County	Population:			Households		Per Capita	
			Yr2011	Yr2016	Chg	Yr2011	Yr2016	Avg Size	Income 11
52619	ARGYLE	LEE	570	535	-6.1%	214	202	2.56	\$22,339
52624	DENMARK	LEE	423	433	2.4%	178	186	2.38	\$28,169
52625	DONNELSON	LEE	2,647	2,556	-3.4%	1,090	1,062	2.36	\$23,628
52627	FORT MADISON	LEE	13,546	13,296	-1.8%	5,456	5,372	2.27	\$22,422
52631	HOUGHTON	LEE	151	147	-2.6%	62	61	2.44	\$25,635
52632	KEOKUK	LEE	12,975	12,658	-2.4%	5,335	5,217	2.38	\$21,409
52639	MONTROSE	LEE	1,705	1,580	-7.3%	655	610	2.49	\$22,955
52648	PILOT GROVE	LEE	145	140	-3.4%	58	57	2.5	\$24,973
52656	WEST POINT	LEE	2,233	2,229	-0.2%	949	960	2.32	\$28,469
52658	WEVER	LEE	913	868	-4.9%	388	376	2.34	\$29,361
63430	ALEXANDRIA	CLARK	489	492	0.6%	204	207	2.4	\$19,240
63445	KAHOKA	CLARK	3,792	3,690	-2.7%	1,565	1,530	2.37	\$17,014
62341	HAMILTON	Hancock	3,719	3,626	-2.5%	1,532	1,500	2.39	\$23,598
62379	WARSAW	Hancock	1,785	1,727	-3.2%	768	753	2.32	\$22,657
Totals			45,093	43,977	-2.5%	18,454	18,093	2.4	\$23,705

ZIP	NAME	County	Population 2011:			GenX	MALES	FEMALES	Females
			Yr2011	POP65p	%				Age20 35
52619	ARGYLE	LEE	570	91	16.0%	119	298	272	47
52624	DENMARK	LEE	423	87	20.6%	90	205	218	40
52625	DONNELSON	LEE	2,647	460	17.4%	565	1354	1293	262
52627	FORT MADISON	LEE	13,546	2244	16.6%	3445	7139	6407	1356
52631	HOUGHTON	LEE	151	28	18.5%	28	79	72	13
52632	KEOKUK	LEE	12,975	2229	17.2%	3038	6257	6718	1480
52639	MONTROSE	LEE	1,705	322	18.9%	340	857	848	144
52648	PILOT GROVE	LEE	145	28	19.3%	27	75	70	13
52656	WEST POINT	LEE	2,233	415	18.6%	430	1132	1101	196
52658	WEVER	LEE	913	159	17.4%	173	464	449	74
63430	ALEXANDRIA	CLARK	489	83	17.0%	106	252	237	46
63445	KAHOKA	CLARK	3,792	710	18.7%	869	1843	1949	420
62341	HAMILTON	Hancock	3,719	706	19.0%	1007	1777	1942	374
62379	WARSAW	Hancock	1,785	317	17.8%	512	897	888	192
Totals			45,093	7,879	17.5%	10,749	22,629	22,464	4,657

ZIP	NAME	County	Population 2011:			Amer IN	Average HH Inc11	Hholds Yr2011	HH \$50K+
			White	Black	Hisp				Income
52619	ARGYLE	LEE	553	5	8	2	\$58,271	214	104
52624	DENMARK	LEE	418	2	4	0	\$66,940	178	101
52625	DONNELSON	LEE	2,609	11	15	5	\$56,601	1090	519
52627	FORT MADISON	LEE	12,310	636	795	66	\$53,271	5456	2209
52631	HOUGHTON	LEE	150	0	0	0	\$62,433	62	32
52632	KEOKUK	LEE	12,039	439	222	100	\$51,518	5335	1961
52639	MONTROSE	LEE	1,657	10	17	6	\$58,406	655	300
52648	PILOT GROVE	LEE	144	0	0	0	\$62,433	58	30
52656	WEST POINT	LEE	2,219	4	19	1	\$66,633	949	506
52658	WEVER	LEE	893	5	14	4	\$68,979	388	223
63430	ALEXANDRIA	CLARK	479	2	2	4	\$46,119	204	77
63445	KAHOKA	CLARK	3,731	9	26	8	\$40,517	1565	449
62341	HAMILTON	Hancock	3,621	14	39	17	\$56,961	1532	794
62379	WARSAW	Hancock	1,748	1	16	7	\$52,661	768	313
Totals			42,571	1,138	1,177	220	\$57,267	18,454	7,618

Source: ERSA Demographics

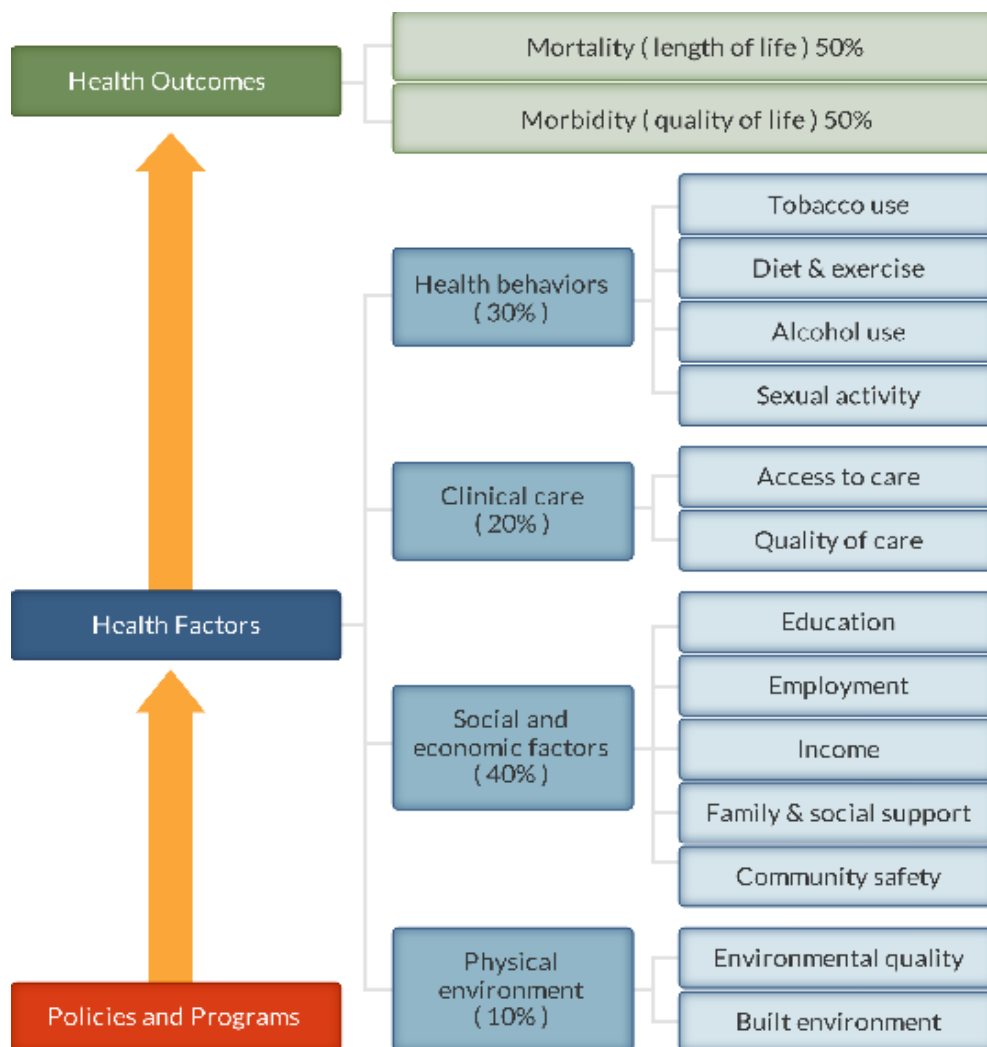
III. Community Health Status

[VVV Research & Development INC]

II. Community Health Status
a. Historical Health Statistics

Health Status Profile –Lee County, IA

This section of the CHNA reviews published quantitative community health indicators and results of our recent CHNA Town Hall. To produce this profile, VVV Research & Development staff analyzed data from multiple sources. This analysis focuses on a set of published health indicators organized by ten areas of focus (10 TABS), results from the 2013 County Health Rankings and conversations from Town Hall primary research. (Note: The Robert Wood Johnson Foundation collaborates with the University of Wisconsin Population Health Institute to release annual *County Health Rankings*. As seen below in model, these rankings are based on a number of health factors.)



County Health Rankings model ©2012 UWPHI

The County Health

2012 State Health Rankings

#	IA Rank of 99 counties	Definitions	Lee County	Trend	IA Rural NORM N=13
1	Physical Environment	Environmental quality	37		48
2	Health Factors		99		60
2a	Clinical Care	Access to care / Quality of Care	69		69
2b	Social & Economic Factors	Education, Employment, Income, Family/Social support, Community Safety	99		59
3	Health Outcomes		90		57
3a	Health Behaviors	Tobacco Use, Diet/Exercise, Alcohol Use, Sexual Activity	93		47
3b	Morbidity	Quality of life	85		60
3c	Mortality	Length of life	89		54
http://www.countyhealthrankings.org , released 2013					
Note: Iowa Rural Norm N=13 Includes the following counties: Page, Fremont, Ida, Sac, Davis, Decatur, Appanoose, Marion, Poweshiek, Tama, Madison, Ringgold, and Lee.					

Secondary Research

When considering the state of community health, it's important to review published health data by topic area. Below is a summary of key TABS of information collected:

Tab 1 Demographic Profile

#	Population History Vital Statistics	YR 2010	YR 2011	YR 2012	% Change 2008-12
1	Lee County Population	35862	35,842	35621	-0.7%

Source: ISU Regional Economics & Community Analysis Program <http://www.city-data.com/>

#	People QuickFacts	Lee County	Trend	State of IA	IA Rural NORM N=13
1	Population, 2012 estimate	35,621		3,062,309	8,134
2	Population, 2010	35,862		3,046,355	9,222
3	Persons under 5 years, percent, 2011	5.9%		6.50%	6.3%
4	Persons under 18 years, percent, 2011	21.8		23.7%	23.7%
5	Persons 65 years and over, percent, 2011	17.2		14.9%	18.7%
6	Persons per square mile, 2010	69.3		54.5	27.8
7	Living in same house 1 year & over-2010	86.6		83.8%	83.7%
8	Foreign born persons, percent-2010	1.8		4.10%	1.8%

Tab 1 Demographic Profile (Con't)

#	People QuickFacts	Lee County	Trend	State of IA	IA Rural NORM N=13
1	Veterans, 2006-2010	1,511		245,537	1,322
2	Mean travel time to work (minutes), workers age 16+, 2006-2010	16.1		18.5	19.9
3	Homeownership rate, 2006-2010	74.0%		73.20%	76.0%
4	Housing units in multi-unit structures, percent, 2006-2010	13.3%		18.60%	10.8%
5	Median value of owner-occupied housing units, 2006-2010	\$81,900		\$119,200	\$94,615
#	People QuickFacts	Lee County	Trend	State of IA	IA Rural NORM N=13
1	Households, 2006-2010	14,040		1,215,954	6,019
2	Persons per household, 2006-2010	2.4		2.4	2.4
	countyhealthrankings.org	Lee County	Trend	State of IA	Iowa Norm N=13
1	Children in single-parent households	42.0%		27.0%	26.6%

Tab 2 Economic Profile

#	Business QuickFacts (census.gov)	Lee County	Trend	State of IA	IA Rural NORM N=13
1	Private nonfarm establishments, 2009	947		80,971	390.5
2	Private nonfarm employment, 2009	12842		1,283,769	4921.3
3	Private nonfarm employment, percent change 2000-2009	-22.3		1.5%	-8.4%
4	Nonemployer establishments, 2009	2031		195,410	1050.8
5	Total number of firms, 2007	2661		259,931	957.3
6	Building permits, 2010	19		7,526	18.9
7	Households with Public Assistance (%)	3.8			2.1
#	IA Health Categories (Source: census.gov)	Lee County		State of IA	IA Rural NORM N=13
1	Per Capita Income (\$)	\$21,292		\$25,335	\$23,233
2	Median Household Income (\$)	\$42,437		\$48,872	\$45,521
#	http://www.countyhealthrankings.org	Lee County	Trend	State of IA	IA Rural NORM N=13
1	Children in poverty	24.0%		16.0%	20.0%
2	Fast food restaurants	34.0%		44.0%	34.7%
3	Unemployment	9.3%		6.1%	6.3%

Tab 3 Public Schools Health Delivery Profile. Currently school districts are providing on site primary health screenings and basic care.

#	School Health Indicators	Fort Madison Schools	Keokuk Schools	Central Lee	
1	Total # Public School Nurses	3	5	1	
2	School Nurse is part of the IEP team	Yes- if student has a health	Yes- if student has a	Yes- if student has a health	
3	School Wellness Plan in place (Active)	No	Partial components in place	Yes	
4	VISION: # Screened / Referred to Prof / Seen by Professional	Pre-K-8th grade screenings are completed (1431 students/NA/NA)	716/54/unknown (ELE/Middle school students are	Pre-K-5th grade screenings are completed (482 students enrolled)/NA/N	
5	HEARING: # Screened / Referred to Prof / Seen by Professional	AEA does this- Unable to access data	AEA does this- Unable to access data	AEA does this- Unable to access data	
6	ORAL HEALTH: # Screened / Referred to Prof / Seen by Professional	K-53 of 153/7/unknown; 9th-49 of 185/10/unknown	K-124 of 170/29/unknown; 9th-31 of	K-58 of 81/12/unknown; 9th-42 of 91/6/unknown	
7	SCOLIOSIS: # Screened / Referred to Prof / Seen by Professional	5th-8th grade students are screened (601 students)/data not available/data not available	290/4/unknown (Middle School)	0-NA- no scoliosis screenings are completed/occasional referrals are made by observation	
8	# of Students served with no identified chronic health concerns	Unable to access data	450 estimated (MCS) 478	Unable to access data	
9	School has a suicide prevention program	small scale "prevention" programming in place	NO due to funding (prior years/this past year-YES with 8th	Some programming in place that touches on anti-bullying/other	
10	Compliance on required vaccinations (%)	LEE 99.87% 2012	LEE 99.87% 2012	LEE 99.87% 2012	
#	People QuickFacts	Lee County	Trend	State of IA	IA Rural NORM N=13
1	Students Eligible for the Free Lunch Program (%)	37.0%		33.3%	29.9%
2	High school graduates, percent of persons age 25+, 2005-2009	88.0%		90.3%	90.4%
3	Bachelor's degree or higher, pct of persons age 25+, 2005-2009	14.2%		21.2%	17.9%

TAB 4 Maternal and Infant Health Profile. Tracking maternal & infant care patterns are vital in understanding the foundation of family health.

#	Indicators	Lee County	Trend	State of IA	IA Rural NORM N=13
1	Total Live Births, 2006	419		40,592	183
2	Total Live Births, 2007	376		40,835	186
3	Total Live Births, 2008	439		40,221	187
4	Total Live Births, 2009	385		39,662	182
5	Total Live Births, 2010	405		38,514	173

#	Indicators	Lee County	Trend	State of IA	IA Rural NORM N=13
1	Births with Prenatal Care in First 3 Months	79.4%		94.0%	83.7%
2	Percentage of Mothers Who Initiate Breastfeeding	NA		76.0%	61.3%
3	Percentage of Mothers who Smoke Any Time During Pregnancy	NA		14.0%	25.0%
4	Percent of Births with Low Birth Weight (%)	9.1%		6.6%	7.3%
5	Percent of Births Occurring to Unmarried Women	45.7%		34.8%	33.5%
6	Children Receiving WIC (Percent) – 2010	29.1%		28.2%	30.2%
	countyhealthrankings.org	Lee County	Trend	State of IA	Rural NORM
1	Low birth weight	7.20%		6.8%	6.7%

TAB 5 Hospitalization/Provider Profile Understanding provider access and disease patterns are fundamental in healthcare delivery. Listed below are several vital county statistics.

#	Source: IHA Patient Origin	Lee County Total			
		FFY2010	FFY2011	FFY2012	Trend
1	Total Lee County Inpatients Discharges	4576	4403	4017	
	% Out Migration	37.7%	38.2%	39.9%	
2	Fort Madison Community Hospital	1651	1674	1496	
3	Keokuk Area Hospital	1199	1046	920	
4	University of IA Hospital	845	808	796	
5	Great River Medical Center	547	591	557	
6	Others	334	284	248	
#	countyhealthrankings.org	Lee County	Trend	Iowa	Iowa Norm N=13
1	Primary Care Providers (1 PCP serves...)	1629		984	2039
2	Preventable hospital stays (Ambulatory Care Sensitive Conditions)	82		63	77
Source Hospital Internal Records					
#	Total FMCH Patient History	YR2010	YR2011	YR2012*	Trend
1	Total Inpatient discharges (All zips)	2,128	2,068	1,948	
1a	Total Inpatient discharges (Lee County only)	1,644	1,666	1,521	
	% IP in Lee County	77.3%	80.6%	78.1%	
2	Total Emergency Visits	11,287	11,927	12,264	
3	Total Outpatient Visits	24,024	23,569	24,923	
4	Total Clinic (Employed Physician) visits	36,240	45,827	73,839	
#	Total KAH Patient History	YR2010	YR2011	YR2012*	Trend
1	Total Inpatient discharges (All zips)	2,112	1,715	1,560	
1a	Total Inpatient discharges (Lee County only)	1,071	948	817	
	% IP in Lee County	50.7%	55.3%	52.4%	
2	Total Emergency Visits	10,799	11,340	11,144	
3	Total Outpatient Visits	29,232	29,316	29,227	
4	Total Clinic (Employed Physician) visits	38,130	33,458	39,657	
*2012 Data for Patient History - prorated first 3 quarters					

TAB 6 Social & Rehab Services Profile. Behavioral health and rehabilitation care provide another important indicator of community health status. Below is a summary of the previous 3 years assistance:

Social & Psychiatric Services - Clinical Data (LIMITED)			
Lee County	2010	2011	2012
Mental Illness	\$337,674	\$333,598	\$418,602
Chronic Mental Illness	\$1,800,813	\$1,302,915	\$2,264,284
Mental Retardation	\$1,866,248	\$2,486,838	\$3,261,847
Developmental Disability	\$121,325	\$120,380	\$105,027
Total	\$4,126,060	\$4,243,731	\$6,049,760

TAB 7 Health Risk Profiles. Knowing community health risk factors and disease patterns can aid in the understanding "next steps" to improve health. Being overweight/obese; smoking, drinking in excess, not exercising etc can lead to poor health.

	http://www.countyhealthrankings.org	Lee County	Trend	State of IA	IA Rural NORM N=13
1	Adult obesity	31%		29.0%	29.9%
2	Adult smoking	25%		19.0%	19.4%
3	Excessive drinking	23%		20.0%	18.9%
4	Inadequate social support	14%		12.0%	17.0%
5	Physical inactivity	28%		25.0%	28.2%
6	Poor mental health days	2.6		2.7	2.8
7	Poor physical health days	4		2.8	3.2
#	IA Health Categories	Lee County	Trend	State of IA	IA Rural NORM N=13
1	% of housing units with a high risk of lead hazards	NA		4%	6.5%
2	Air Pollution Particulate Matter Days	0		1	0
3	Number of people in population with poor drinking water	NA		NA	636.2

TAB 8 Uninsured Profiles. Based on synthetic estimations, the number of insured is documented below. Also, the amount of charity care (last 3 years of free care) from area providers is trended below.

#	Percentages of Uninsured Population (2007)	Lee County	Trend	State of IA	IA Rural NORM N=13
1	Number of Unisured (<65)	3176		180,032	1,391
2	% Uninsured (<65)	11.0%		10.8%	12.4%

Source: 2011 Iowa Health Fact Book

TAB 9 Mortality Profile. The leading causes of county deaths are listed below. Areas of higher than expected are so noted.

#	IA Health Categories	Lee County	Trend	State of IA	IA Rural NORM N=13
1	Age-adjusted Cancer Mortality Rate per 100,000 population	186.7			180.6
2	Age-adjusted Cerebrovascular Disease Mortality Rate per 100,000 population	51.0			42.3
3	Age-adjusted Chronic Lower Respiratory Disease Mortality Rate per 100,000 population	58.5			51.0
4	Age-adjusted Heart Disease Mortality Rate per 100,000 population	253.1			189.3
5	Age-adjusted Suicide Mortality Rate per 100,000 population	14.9			13.4
6	Age-adjusted Traffic Injury Mortality Rate per 100,000 population	16.1			22.5
7	Age-adjusted Unintentional Injuries Mortality Rate per 100,000 population	39.6			42.3
	// www.idph.state.ia.us	Lee County	Trend	State of IA	IA Rural NORM N=13
1	% Premature death	3.5%		6,012	2.9%

TAB 10 Preventive Health Profile. The following table reflects future health of county. This information also is an indicator of community awareness of preventative measures.

	http://www.countyhealthrankings.org	Lee County	Trend	State of IA	IA Rural NORM N=13
1	Diabetic screening	88.0%		88%	86.5%
3	Mammography screening	69.0%		71%	68.4%
2	Limited access to healthy foods	3.0%		6%	5.6%
4	Poor or fair health (Self Assess)	14.0%		12%	12.8%
#	IA Immunization program annual report 2012	Lee County	Trend	State of IA	IA Rural NORM N=13
1	Adolescent Immunization Rate	43%		23%	28.5%
2	Percent of Infants Fully immunized at 24 months	70%		64%	67.4%
3	Annual check-up visit to PCP (past year)	NA		NA	NA
4	Annual check-up visit to Eye Doctor (past year)	NA		NA	NA
5	Annual check-up visit to Dentist (past year)	NA		NA	NA

Primary Research Findings

Lee County hospital providers and Lee County Health Department also requested primary research to be conducted. In April of 2013, 3000 Lee County area households and households in Warsaw , Hamilton, Kahoka and Alexandria zips were randomly selected to participate in either an online and/or mail CHNA survey. Six hundred thirty six replies were collected (95% confidence level +/- 3% error). Below is a reference list of returns per zip.

Lee County IA CHNA Primary Research						
PSA	Zips	City	County	Sample	Replies	%
Grand Totals				3040	636	20.9%
FTMH	52658	WEVER	Lee	45	13	28.6%
FTMH	52656	WEST POINT	Lee	144	42	29.2%
FTMH	52639	MONTROSE	Lee	146	50	34.3%
FTMH	52627	FORT MADISON	Lee	1351	231	17.1%
FTMH	52625	DONNELSON	Lee	176	45	25.6%
FTMH	52624	DENMARK	Lee	19	8	41.8%
FTMH	52619	ARGYLE	Lee	233	9	3.9%
BOTH	52648	PILOT GROVE	Lee	20	0	0.0%
BOTH	52632	KEOKUK	Lee	695	168	24.2%
BOTH	52631	HOUGHTON	Lee	20	2	10.0%
KAH	62379	WARSAW	Hancock	39	5	12.8%
KAH	62341	HAMILTON	Hancock	67	14	21.0%
KAH	63445	KAHOKA	Clark	66	9	13.6%
KAH	63430	ALEXANDRIA	Clark	19	2	10.7%
		Other/No Zip			38	
Subcuts:		LEE Co / FTMH PSA only		2849	568	19.9%
		KAH - PSA only		926	200	21.6%

Following are key question findings regarding public feelings & opinions toward health delivery and the need for further health education/services in the Lee County primary services area. Each table reports scores for Lee County in general and a baseline CHNA norm from other 2013 VVV clients.

As seen below overall community health scores are slightly higher for Lee County PSA i.e. 81.0% (top 2 boxes Very Good / Good scores) to CHNA Norm (80.5%).

Community Healthcare Needs Assessment 2013					
In general, how would you rate the overall quality of the healthcare delivered to your community?	CHNA NORM (17) N=6633	%	Lee Co N=711	%	Trend
Top 2 Boxes		80.5%		81.0%	
Very Good	1991	31.4%	220	32.6%	
Good	3117	49.1%	326	48.4%	
Fair	1006	15.9%	97	14.4%	
Poor	188	3.0%	23	3.4%	
Very Poor	44	0.7%	8	1.2%	
Totals	6346		674	100.0%	

Lee County IA CHNA results:

Community Healthcare Needs Assessment 2013	Poor / Very Poor %									
How satisfied are you with each of the following . . . ?	CHNA NORM (17) N=6633	Lee Co N=711	Trend	Very Good	Good	Fair	Poor	Very Poor	N/A	Valid N
a) Ambulance Service	3.0%	1.7%		165	229	70	3	5	200	472
b) Child Care	9.2%	7.9%		67	169	104	21	8	284	369
c) Chiropractor	4.2%	3.4%		151	236	61	13	3	208	464
d) Dentists	7.4%	6.6%		211	279	87	22	19	59	618
e) Emergency Room	8.3%	11.7%		186	227	143	57	17	44	630
f) Eye Doctor / Optometrist	5.3%	2.6%		246	302	60	11	5	49	624
g) Family Planning Services	14.0%	12.5%		69	132	80	27	13	329	321
h) Home Health	6.6%	2.3%		175	193	50	6	4	235	428
i) Hospice	4.7%	3.0%		202	156	29	7	5	254	399
j) Hospital Inpatient Services	4.9%	3.2%		237	240	71	9	9	97	566
k) Mental Health Services	30.1%	41.1%		29	81	119	93	67	252	389
l) Nursing Home	11.9%	8.6%		75	203	106	24	12	234	420
m) Outpatient Services	4.1%	4.9%		224	272	82	22	8	54	608
n) Pharmacy	2.0%	1.6%		304	277	43	8	2	34	634
o) Primary Care Doctors	4.3%	4.0%		239	253	102	18	7	42	619
p) Public Health Department	5.5%	5.7%		132	200	83	19	6	209	440
q) School Nurse	7.6%	7.9%		79	150	73	17	9	313	328
r) Specialist Physician care	9.6%	12.8%		147	186	118	49	17	126	517

CHNA Market Analysis	Ft Madison only		Keokuk only	
Q2 Satisfaction with...	Zip 52627	N=231	Zip 52632	N=168
Answer Options	Very Poor / Poor %	Trend	Very Poor / Poor %	Trend
a) Ambulance Service	1.4%		1.6%	
b) Child Care	6.7%		8.0%	
c) Chiropractor	1.9%		6.4%	
d) Dentists	7.3%		7.0%	
e) Emergency Room	12.0%		10.5%	
f) Eye Doctor / Optometrist	2.4%		2.5%	
g) Family Planning Services	16.8%		11.9%	
h) Home Health	1.5%		3.8%	
i) Hospice	4.8%		2.1%	
j) Inpatient Services	1.1%		6.5%	
k) Mental Health Services	45.6%		33.0%	
l) Nursing Home	9.5%		11.3%	
m) Outpatient Services	3.9%		8.1%	
n) Pharmacy	2.8%		0.0%	
o) Primary Care	3.8%		5.9%	
p) Public Health Department	6.5%		5.8%	
q) School Nurse	10.5%		7.3%	
r) Specialist Physician care	7.0%		22.6%	

Community Healthcare Needs Assessment 2013	Poor / Very Poor %									
How well do you feel our local health care providers are doing in addressing the health needs of the following age groups?	CHNA NORM (17) N=6633	Lee Co N=711	Trend	Very Good	Good	Fair	Poor	Very Poor	N/A	Valid N
Infants	6.9%	3.9%		201	158	65	12	5	164	441
Age 1 - 12	5.3%	3.9%		195	178	72	17	1	158	463
Age 13 -17	5.5%	3.8%		146	174	111	15	2	165	448
Age 18 - 44	5.4%	5.7%		124	202	135	24	4	123	489
Age 45 - 64	6.0%	7.4%		120	222	136	27	11	106	516
Age 65 - 84	8.9%	11.8%		142	206	122	46	17	101	533
Over 85	11.2%	12.8%		122	176	109	41	19	155	467

Community Healthcare Needs Assessment 2013	Major Problem %							
In your opinion, how much of a problem are the following causes of diseases or disability in your community?	CHNA NORM (17) N=6633	Lee Co N=711	Trend	Not a Problem	Somewhat of a Problem	Major Problem	Don't Know	Valid N
Cancer	56.6%	54.8%		16	195	357	84	652
Diabetes	56.0%	54.5%		17	191	355	88	651
Substance Abuse	60.9%	69.3%		13	102	450	84	649
Heart Disease	49.0%	41.8%		18	244	271	115	648
Sexually Transmitted Dis	21.6%	12.8%		33	193	83	341	650
Mental Disorders	39.0%	44.5%		15	171	290	175	651
Obesity	63.3%	65.7%		10	147	427	66	650
Pneumonia / Flu	17.0%	13.6%		74	350	88	136	648
Respiratory Disease	25.2%	25.3%		39	291	165	157	652
Stroke	21.7%	18.3%		30	301	119	201	651
Suicide	17.9%	9.0%		62	255	58	273	648
Trauma	13.8%	11.0%		52	266	71	256	645

Community Healthcare Needs Assessment 2013					
In your opinion, what areas need additional education or attention in our community? (Check all that apply)	CHNA NORM (17) N=6633	%	Lee Co N=711	%	Trend
a) Abuse / Violence	2447	5.4%	307	5.3%	
b) Aging (Dementia)	2587	5.7%	286	4.9%	
c) Alcohol	2484	5.5%	297	5.1%	
d) Alternative Medicine	1489	3.3%	172	3.0%	
e) Child Care	1384	3.1%	142	2.5%	
f) Chronic Diseases	1526	3.4%	185	3.2%	
g) Family Planning / Birth Control	1701	3.8%	212	3.7%	
h) Lead Exposure	415	0.9%	51	0.9%	
i) Mental Illness	2538	5.6%	360	6.2%	
j) Neglect	1353	3.0%	161	2.8%	
k) Nutrition	2532	5.6%	277	4.8%	
l) Obesity	3765	8.3%	448	7.7%	
m) Ozone (Air Quality)	282	0.6%	52	0.9%	
n) Pain Management	1709	3.8%	214	3.7%	
o) Poverty	1979	4.4%	264	4.6%	
p) Preventative Healthcare	2521	5.6%	257	4.4%	
q) Sexually Transmitted Diseases	1047	2.3%	115	2.0%	
r) Suicide	1537	3.4%	127	2.2%	
s) Teen Pregnancy	2218	4.9%	296	5.1%	
t) Tobacco Use	2129	4.7%	264	4.6%	
u) Uninsured	2321	5.1%	328	5.7%	
v) Vaccinations / Immunizations	960	2.1%	97	1.7%	
w) Water Quality	1160	2.6%	103	1.8%	
x) Wellness Education	2264	5.0%	207	3.6%	
y) Drugs	na	na	336	5.8%	
z) Gambling	na	na	112	1.9%	
aa) Injury Prevention	na	na	90	1.6%	
Other (please specify)	451	1.0%	23	0.4%	
TOTALS	45139	100.0%	5783	0.0%	

Community Healthcare Needs Assessment 2013					
Over the past 2 years, did you or your household receive health care services outside of your county?	CHNA NORM (17) N=6633	%	Lee Co N=711	%	Trend
Yes	3597	59.7%	390	58.7%	
No	2430	40.3%	274	41.3%	
Totals	6027		664	100.0%	

Community Healthcare Needs Assessment 2013					
Does our community need any additional healthcare providers?	CHNA NORM (17) N=6633	%	Lee Co N=711	%	Trend
Yes (See detail Section V)	3061	60.8%	402	70.5%	
No	1977	39.2%	168	29.5%	
Totals	5038		570	100.0%	

Lee County IA CHNA Health practices:

Community Healthcare Needs Assessment 2013					
Compared to a year ago, how would you rate your overall health in general now?	CHNA NORM (17) N=6633	%	Lee Co N=711	%	Trend
Much better than a year ago	678	11.5%	77	11.9%	
About the same	4981	84.5%	530	81.9%	
Much Worse than a year ago	235	4.0%	40	6.2%	
Totals	5894	100.0%	647	0.0%	

Community Healthcare Needs Assessment 2013					
Do you follow these health practices?	CHNA NORM (17) N=6633	% Yes	Lee Co N=711	%	Trend
If over 50, have you had a colonoscopy?	1759	60.3%	270	64.9%	
If male over 50, do you have annual prostate exams?	678	54.0%	96	58.2%	
If female over 40, do you have annual mammograms?	1870	66.4%	289	75.3%	
If female, do you have a pap smear every other year?	2067	59.6%	302	65.9%	
Do you get 2.5 hours a week of moderately intense physical activity?	2473	53.9%	393	63.2%	
Do you visit your dentist annually?	NA	NA	NA	NA	
Do you visit your eye doctor annually?	NA	NA	NA	NA	
Are you. . .?	CHNA NORM (17) N=6633	% Yes	Lee Co N=711	%	Trend
Eating right daily (fruits/vegs/breads)	2398	56.7%	360	56.9%	
Using tobacco products weekly	430	10.2%	72	11.7%	
Exercising 2-3 times weekly	2546	56.1%	432	67.7%	
Consuming Alcohol More than One Drink Daily	340	5.7%	60	9.7%	
Receiving an annual flu shot	2807	66.6%	499	77.5%	

IV. Inventory of Community Health Resources

[VVV Research & Development INC]

Inventory of Health Services Lee County IA				
Cat	HC Services Offered in county: Yes / No	Hospital	HLTH Dept	Other
Clinic	Primary Care	Yes		
Hosp	Alzheimer Center			Yes
Hosp	Ambulatory Surgery Centers	Yes		
Hosp	Arthritis Treatment Center			
Hosp	Bariatric/weight control services	Yes		
Hosp	Birthing/LDR/LDRP Room	Yes		
Hosp	Breast Cancer	Yes		
Hosp	Burn Care	Yes		
Hosp	Cardiac Rehabilitation	Yes		
Hosp	Cardiac Surgery			
Hosp	Cardiology services	Yes		
Hosp	Case Management	Yes		
Hosp	Chaplaincy/pastoral care services	Yes		
Hosp	Chemotherapy	Yes		
Hosp	Colonoscopy	Yes		
Hosp	Crisis Prevention	Yes		
Hosp	CTScanner	Yes		
Hosp	Diagnostic Radioisotope Facility	Yes		
Hosp	Diagnostic/Invasive Catheterization			
Hosp	Electron Beam Computed Tomography (EBCT)			
Hosp	Enrollment Assistance Services	Yes		
Hosp	Extracorporeal Shock Wave Lithotripter (ESWL)			
Hosp	Fertility Clinic			
Hosp	FullField Digital Mammography (FFDM)	Yes		
Hosp	Genetic Testing/Counseling			
Hosp	Geriatric Services	Yes		
Hosp	Heart			
Hosp	Hemodialysis	Yes		
Hosp	HIV/AIDS Services			
Hosp	Image-Guided Radiation Therapy (IGRT)			
Hosp	Inpatient Acute Care - Hospital services	Yes		
Hosp	Intensity-Modulated Radiation Therapy (IMRT) 161			
Hosp	Intensive Care Unit	Yes		
Hosp	Intermediate Care Unit	Yes		
Hosp	Interventional Cardiac Catheterization			
Hosp	Isolation room	Yes		
Hosp	Kidney			
Hosp	Liver			
Hosp	Lung			
Hosp	Magnetic Resonance Imaging (MRI)	Yes		
Hosp	Mammograms	Yes		
Hosp	Mobile Health Services	Yes		
Hosp	Multislice Spiral Computed Tomography (<64 slice CT)	Yes		
Hosp	Multislice Spiral Computed Tomography (<64+ slice CT)	Yes		
Hosp	Neonatal	Yes		
Hosp	Neurological services	Yes		
Hosp	Obstetrics	Yes		
Hosp	Occupational Health Services	Yes		
Hosp	Oncology Services	Yes		
Hosp	Orthopedic services	Yes		
Hosp	Outpatient Surgery	Yes		
Hosp	Pain Management	Yes	yes	
Hosp	Palliative Care Program	Yes	yes	
Hosp	Pediatric	Yes		
Hosp	Physical Rehabilitation	Yes		
Hosp	Positron Emission Tomography (PET)	Yes		
Hosp	Positron Emission Tomography/CT (PET/CT)	Yes		

Inventory of Health Services Lee County IA				
Cat	HC Services Offered in county: Yes / No	Hospital	HLTH Dept	Other
Hosp	Psychiatric Services	Yes		
Hosp	Radiology, Diagnostic	Yes		
Hosp	Radiology, Therapeutic			
Hosp	Reproductive Health	Yes		
Hosp	Robotic Surgery			
Hosp	Shaped Beam Radiation System 161			
Hosp	Single Photon Emission Computerized Tomography			
Hosp	Sleep Center	Yes		
Hosp	Social Work Services	Yes	yes	yes
Hosp	Sports Medicine	Yes		
Hosp	Stereotactic Radiosurgery			
Hosp	Swing Bed Services	Yes		
Hosp	Transplant Services			
Hosp	Trauma Center -Level IV	Yes		
Hosp	Ultrasound	Yes		
Hosp	Women's Health Services	Yes		
Hosp	Wound Care	Yes		
SR	Adult Day Care Program			
SR	Assisted Living			Yes
SR	Home Health Services	Yes	yes	Yes
SR	Hospice		yes	Yes
SR	LongTerm Care			Yes
SR	Nursing Home Services			Yes
SR	Retirement Housing			Yes
SR	Skilled Nursing Care		yes	Yes
ER	Emergency Services	Yes		
ER	Urgent Care Center	Yes		
ER	Ambulance Services	Yes		Yes
SERV	Alcoholism-Drug Abuse			Yes
SERV	Blood Donor Center			
SERV	Chiropractic Services			Yes
SERV	Complementary Medicine Services	Yes		
SERV	Dental Services		yes	Yes
SERV	Fitness Center	Yes		Yes
SERV	Health Education Classes	Yes		Yes
SERV	Health Fair (Annual)	Yes	yes	Yes
SERV	Health Information Center	Yes	yes	
SERV	Health Screenings	Yes	yes	
SERV	Meals on Wheels			Yes
SERV	Nutrition Programs	Yes	yes	yes
SERV	Patient Education Center	Yes		
SERV	Support Groups	Yes	yes	yes
SERV	Teen Outreach Services (hawk-i outreach)		yes	
SERV	Tobacco Treatment/Cessation Program	Yes		yes
SERV	Transportation to Health Facilities	Yes		yes
SERV	Wellness Program	Yes	yes	yes

Providers Delivering Care in Lee County IA Primary Service Area			
	FTE Physicians		FTE Allied Staff
# of FTE Providers working in county	PSA Based DRs	Visting DRs *	PSA Based PA / NP
Primary Care:			
Family Practice	18.0		4.5
Internal Medicine / Geriatrician	8.0		1.0
Obstetrics/Gynecology	3.0		1.0
Pediatrics	5.0		1.0
Medicine Specialists:			
Allergy/Immunology		0.4	
Cardiology		0.7	
Dermatology		0.2	0.4
Endocrinology			
Gastroenterology			
Oncology/RADO		0.3	
Infectious Diseases			
Nephrology		0.2	
Neurology		0.8	
Psychiatry	2.5		1.0
Pulmonary			0.1
Rheumatology			
Surgery Specialists:			
General Surgery / Colon / Oral	2.5		
Neurosurgery			
Ophthalmology		0.4	
Orthopedics	3.0		1.0
Otolaryngology (ENT)		0.4	
Plastic/Reconstructive			
Thoracic/Cardiovascular/Vasc			
Urology	1.0	0.6	
Hospital Based:			
Anesthesia/Pain	4.0		
Emergency	12.0		
Radiology	4.0		
Pathology	2.0		
Hospitalist			
Neonatal/Perinatal			
Physical Medicine/Rehab			
Occ Medicine	0.2		1.0
Podiatry	2.0	0.2	
Chiropractor			
Optometrist OD			
Dentists			
TOTALS	67.2	4.2	11.0

* Total # of FTE Specialists serving community who office outside PSA.

Visiting Specialists to FMCH					
<i>SPECIALTY</i>	<i>Physician Name/Group</i>	<i>Office Location (City/State)</i>	<i>SCHEDULE</i>	<i>Annual Days</i>	<i>LOCATION OF OUTREACH CLINIC</i>
Allergy -	Dr. Doug Henrich	Burlington, Iowa	Thursdays	52	FMCH Suite 123
Cardiology -	Iowa City Heart	Iowa City, Iowa	Every Tuesday multiple providers	52	FMCH Suite 103
Cardiology -	Mercy Heart	Iowa City, Iowa	Once per month	12	FMCH Suite 123
Dermatology -	Cleveland Dermatology	Burlington, Iowa	Mon; Wed; Fri.	156	FMCH Suite 123
Hematology/Oncology -	Dr. Nancy Sharma	Iowa City, Iowa	2x per month-Mondays	26	FMCH Annex
Neurology -	Dr. Anil Dhuna; Dr. Raval	Burlington, Iowa	Every Thursday	52	FMCH Suite 108
Ophthalmology -	Dr. Reynolds & Dr. Cutler	Fort Madison, Iowa	Daily	356	FMCH Suite 118
Pulmonary -	Dr. Alan Moy	Iowa City, Iowa	1st Thursday	52	FMCH Annex
Urology -	Dr. Louie Kantzavelos	Burlington, Iowa	Wednesdays	52	FMCH Suite 123
Urology -	UIHC Urology	Iowa City, Iowa	Wed & Fridays	104	FMCH Main Clinic
ENT	Dr. Doug Henrich	Burlington, Iowa	Thursdays	52	FMCH Suite 123

Visiting Specialists to KAH					
<i>SPECIALTY</i>	<i>Physician Name/Group</i>	<i>Office Location (City/State)</i>	<i>SCHEDULE</i>	<i>Annual Days</i>	<i>LOCATION OF OUTREACH CLINIC</i>
Allergy -	Dr. Berge-Burlington ENT	Burlington, Iowa	T & W Weekly	104	1603 Morgan, St. 7
Cardiology -	Dr. Benson- Univ. of Iowa	Iowa City, Iowa	1st & 3rd Tues.	26	1603 Morgan, St. 3
ENT	Dr. Berge	Burlington, Iowa	T & W Weekly	104	1603 Morgan, St. 7
Hematology/Oncology -	Quincy Medical Group	Quincy, Ill.	1st & 3rd Friday	26	KAH Ambulatory
Neurology -	Anil Dhuna, Burlington Neurology	Burlington, Iowa	Wednesday	52	1425 Morgan
Pod (Foot)	Richard Sowles, Sowles Foot Clinic	Hamilton, Iowa	Thursday	52	KAH Ambulatory

Lee County IA

Health Source Directory

Emergency Numbers

Police/Sheriff **911**

Fire **911**

Ambulance **911**

Non-Emergency Numbers

Lee County Sheriff	(319) 524-1414
Lee County Ambulance	(319) 835-5912

Municipal Non-Emergency Numbers

	<u>Police/Sheriff</u>	<u>Fire</u>
Fort Madison	(319) 372-7700	(319) 372-6472
Keokuk	(319) 524-3131	(319) 524-1642

QUICK REFERENCE PHONE GUIDE

Action Now	1-800-622-5168
Al-Anon "Free to Be Me"	(515) 462-4253
Alcoholics Anonymous	(515) 282-8550
Alzheimer's Disease Helpline	1-800-272-3900
American Cancer Society	1-800-227-2345
American Red Cross	1-800-887-2988
Arthritis Foundation	1-866-378-0636
Battered Women	1-800-433-SAFE
Child Abuse Hotline	1-800-795-9606
Dependent Adult Abuse Hotline	1-800-362-2178
Dependent Adult and Child Abuse	1-800-652-9516
Domestic Abuse Hotline	1-800-942-0333
First Call for Help	(515) 246-6555
Foundation Through Crisis	1-800-332-4224
Gambling Hotline	1-800-238-7633
Iowa Arson/Crime Hotline	1-800-532-1459
Iowa Child Abuse Reporting Hotline	1-800-362-2178
Iowa State Patrol Emergency	1-800-525-5555
Medicare	1-800-MEDICARE
Mental Health Information and Referral	1-800-562-4944
National Alcohol Hotline	1-800-252-6465
National Center for Missing & Exploited Children	1-800-THE LOST
National Institute on Drugs	1-800-662-4537
Poison Control	1-800-222-1222
Sr Health Ins Info Program (Shiip)	1-800-351-4664
Substance Abuse Information & Treatment	1-800-662-HELP
Suicide Prevention Hotline	1-800-SUICIDE
Teen Line (Red Cross)	1-800-443-8336

General Online Healthcare Resources

Doctors and Dentists--General

[AMA Physician Select: Online Doctor Finder](#) (American Medical Association) [DocFinder](#) (Administrators in Medicine) [Find a Dentist](#) (Academy of General Dentistry) [Find a Dentist: ADA Member Directory](#) (American Dental Association) [Physician Compare](#) (Centers for Medicare & Medicaid Services)

Hospitals and Clinics--General

[Find a Health Center](#) (Health Resources and Services Administration) [Find a Provider: TRICARE Provider Directories](#) (TRICARE Management Activity) [Hospital Quality Compare](#) (Centers for Medicare & Medicaid Services)

Doctors and Dentists--Specialists

[ACOG's Physician Directory](#) (American College of Obstetricians and Gynecologists) [ACR: Geographic Membership Directory](#) (American College of Rheumatology) [American College of Surgeons Membership Directory](#) (American College of Surgeons) [American Osteopathic Association D.O. Database](#) (American Osteopathic Association) [ASGE: Find a Doctor](#) (American Society for Gastrointestinal Endoscopy) [Cancer Genetics Services Directory](#) (National Cancer Institute) [Child and Adolescent Psychiatrist Finder](#) (American Academy of Child and Adolescent Psychiatry) [Dystonia: Find a Health Care Professional](#) (Dystonia Medical Research Foundation) [Expert Locator: Immunologists](#) (Jeffrey Modell Foundation) [Find a Dermatologic Surgeon](#) (American Society for Dermatologic Surgery) [Find a Dermatologist](#) (American Academy of Dermatology) [Find a Gastroenterologist](#) (American College of Gastroenterology) [Find a Gynecologic Oncologist](#) (Society of Gynecologic Oncologists) [Find a Hand Surgeon](#) (American Society for Surgery of the Hand) [Find a Hematologist](#) (American Society of Hematology) [Find a Neurologist](#) (American Academy of Neurology) [Find a Pediatric Dentist](#) (American Academy of Pediatric Dentistry) [Find a Pediatrician or Pediatric Specialist](#) (American Academy of Pediatrics) [Find a Periodontist](#) (American Academy of Periodontology) [Find a Physical Medicine & Rehabilitation Physician](#) (American Academy of Physical Medicine and Rehabilitation) [Find a Plastic Surgeon](#) (American Society of Plastic Surgeons) [Find a Podiatrist](#) (American Podiatric Medical Association) [Find a Thyroid Specialist](#) (American Thyroid Association) [Find a Urologist](#) (American Urological Association) [Find an ACFAS Physician](#) (American College of Foot and Ankle Surgeons) [Find an Allergist/Immunologist: Search](#) (American Academy of Allergy, Asthma, and Immunology) [Find an Endocrinologist](#) (Hormone Health Network) [Find an Eye M.D.](#) (American Academy of Ophthalmology) [Find an Interventional Radiologist](#) (Society of Interventional Radiology) [Find an Oncologist](#) (American Society of Clinical Oncology) [Find an Oral and Maxillofacial Surgeon](#) (American Association of Oral and Maxillofacial Surgeons) [Find an Orthopaedic Foot and Ankle MD](#) (American Orthopaedic Foot and Ankle Society) [Find an Otolaryngologist \(ENT\)](#) (American Academy of Otolaryngology--Head and Neck Surgery) [Finding an Eye Care Professional](#) (National Eye Institute) [GI Locator Service](#) (American Gastroenterological Association)

Other Healthcare Providers

[AMTA's Find a Massage Therapist](#) (American Massage Therapy Association) [Cancer Genetics Services Directory](#) (National Cancer Institute) [Find a Diabetes Educator](#) (American Association of Diabetes Educators) [Find a Genetic Counselor](#) (National Society of Genetic Counselors) [Find a Midwife](#) (American College of Nurse-Midwives) [Find a Nurse Practitioner](#) (American Academy of Nurse Practitioners) [Find a Physical Therapist](#) (American Physical Therapy Association) [Find a Professional: Online Directory of Audiology and Speech-Language Pathology Programs](#) (American Speech-Language-Hearing Association) [Find a Registered Dietitian](#) (Academy of Nutrition and Dietetics) [Find a Therapist](#) (Anxiety Disorders Association of America) [Find an Audiologist](#) (American Academy of Audiology) [Manual Lymphatic Drainage Therapists](#) (National Lymphedema Network) [National Register of Health Service Providers in Psychology](#) (National Register of Health Service Providers in Psychology) [NCCAOM: Find Nationally Certified Practitioners](#) (National Certification Commission for Acupuncture and Oriental Medicine) [Search for an Emergency Contraception Provider in the United States](#) (Princeton University, Office of Population Research)

Hospitals and Clinics--Specialized

[Accredited Birth Centers](#) (Commission for the Accreditation of Birth Centers) [Alzheimer's Disease Research Centers](#) (National Institute on Aging) [Cystic Fibrosis Foundation: Find a Chapter](#) (Cystic Fibrosis Foundation) [Cystic Fibrosis Foundation: Find an Accredited Care Center](#) (Cystic Fibrosis Foundation) [Dialysis Facility Compare](#) (Centers for Medicare & Medicaid Services) [FDA Certified Mammography Facilities](#) (Food and Drug Administration) [Find a Free Clinic](#) (National Association of Free Clinics) [Find an Indian Health Service Facility](#) (Indian Health Service) [Find Treatment Centers](#) (American Cancer Society) [Genetics Clinic Directory Search](#) (University of Washington) [Locate a Sleep Center in the United States by Zip Code](#) (American Academy of Sleep Medicine) [MDA ALS Centers](#) (Muscular Dystrophy Association) [Mental Health Services Locator](#) (Substance Abuse and Mental Health Services Administration) [NCI Designated Cancer Centers](#) (National Cancer Institute) [Neurofibromatosis Specialists](#) (Children's Tumor Foundation) [Post-Polio Directory 2011: Post-Polio Clinics, Health Professionals, Support Groups](#) (Post-Polio Health International including International Ventilator Users Network) [Spina Bifida Clinic Directory](#) (Spina Bifida Association of America) [Substance Abuse Treatment Facility Locator](#) (Substance Abuse and Mental Health Services Administration) [Transplant Center Search Form](#) (BMT InfoNet) [U.S. NMDP Transplant Centers](#) (National Marrow Donor Program) [VA Health Care Facilities Locator & Directory](#) (Veterans Health Administration) [Where to Donate Blood](#) (AABB) [Where to Donate Cord Blood](#) (National Marrow Donor Program)

Other Healthcare Facilities and Services

[Alzheimer's Disease Resource Locator](#) (Fisher Center for Alzheimer's Research Foundation) [American College of Radiology Accredited Facility Search](#) (American College of Radiology) [APA District Branch / State Association Directory](#) (American Psychiatric Association) [Directory of Organizations \(Deafness and Communication Disorders\)](#) (National Institute on Deafness and Other Communication Disorders) [Dog Guide Schools in the United States](#) (American Foundation for the Blind) [Eldercare Locator](#) (Dept. of Health and Human Services) [Find a Hospice or Palliative Care Program](#) (National Hospice and Palliative Care Organization) [Find Services \(for People with Vision Loss\)](#) (American Foundation for the Blind) [Find Urgent Care Centers by State](#) (Urgent Care Association of America) [Genetic Testing Laboratory Directory](#) (University of Washington) [Home Health Compare](#) (Centers for Medicare & Medicaid Services) [Medicare: Helpful Contacts](#) (Centers for Medicare & Medicaid Services) [Muscular Dystrophy Association Clinics and Services](#) (Muscular Dystrophy Association) [National Foster Care and Adoption Directory Search](#) (Children's Bureau) [Nursing Home Compare](#) (Centers for Medicare & Medicaid Services) [Organizations That Offer Support Services](#) (National Cancer Institute) [Poison Control Centers](#) (American Association of Poison Control Centers) [Resources and Information for Parents about Braille](#) (American Foundation for the Blind) [State-Based Physical Activity Program Directory](#) (Centers for Disease Control and Prevention) [TSA Chapters in the USA](#) (Tourette Syndrome Association) [Violence against Women: Resources by State](#) (Dept. of Health and Human Services, Office on Women's Health) [Where to Find Hair Loss Accessories and Breast Cancer Products](#) (American Cancer Society)

SOURCE: MedlinePlus provides links to directories to help you find libraries, health professionals, services and facilities. NLM does not endorse or recommend the organizations that produce these directories, nor the individuals or organizations that are included in the directories.

Ambulance:

Bill Young
Lee County EMS
315 S Main St.
Donnellson, IA 52625
3198355912

Audiology:

Del Concha Aud, CCC-A
Concha Audiology PLC
1603 Morgan St #7
Keokuk, IA 52627
8005698919

Amie Burr Aud, CCC-A
Concha Audiology PLC
618 18th St
Fort Madison, IA 52627
3193722999

Del Concha Aud, CCC-A
Concha Audiology PLC
618 18th St
Fort Madison, IA 52627
3193722999

Susan Pickford, Aud, CCC
Burlington ENT
1603 Morgan, St 7
Keokuk, IA 52632
8884552725

Amie Burr Aud, CCC-A
Concha Audiology PLC
1603 Morgan, Ste 7
Keokuk, IA 52632
8005698919

Chiropractors:

Rhonda Maassen DC
Donnellson Chiropractic Clinic
616 Madison Ave
Donnellson, IA 52625
3198359011

Todd H Babcock DC
Donnellson Chiropractic Clinic
616 Madison Ave
Donnellson, IA 52625
3198359011

Rick C Courtney DC
Courtney Family Chiropractic
1219 Avenue H
Fort Madison, IA 52627
3193722435

Joe St Clair DC
St Clair Chiropractic
1436 Avenue E # 4
Fort Madison, IA 52627
3193764354

Larry G Rounds DC
Larry G Rounds Chiropractic Offices
1605 Avenue E
Fort Madison, IA 52627
3193721734

Timothy S Benson DC
Benson Chiropractic
2150 302nd Ave
Fort Madison, IA 52627
3193724204

West Point Chiropractic Clinic
402 4th St
Fort Madison, IA 52627
3198378181

Lauri Wondra DC
Wondra Family Chiropractic
724 Avenue G
Fort Madison, IA 52627
3193727898

Tim Wondra DC
Wondra Family Chiropractic
724 Avenue G
Fort Madison, IA 52627
3193727898

Robert H Brockman DC
Brockman Chiropractic
PO Box 352
Fort Madison, IA 52627
3193723800

Jason James DC
Health Source-Keokuk
123 Boulevard Rd # 1
Keokuk, IA 52632
3195243339

Andrew Kearse
Kearse Chiropractic & Sports
1610 Morgan St
Keokuk, IA 52632
3195242818

Jennifer Lawler DC
Lawler Family Chiropractic
1729 Johnson St
Keokuk, IA 52632
3195263988

John Vance DC
Vance Chiropractic Clinic
29 N 5th St
Keokuk, IA 52632
3195245354

Dennis E Wolter DC
Keokuk Chiropractic & Sports
924 Main St
Keokuk, IA 52632
3195240905

Mariah's Family Chiropractic
706 Avenue C # E
West Point, IA 52656
3198373016

Clinics:

Planned Parenthood
2201 Avenue H
Fort Madison, IA 52627
3193721130

Fmch Sleep Center
5409 Avenue O
Fort Madison, IA 52627

Amy Wallis FNP,
FMP&S My Care Walk In Clinic
5409 Avenue O
Fort Madison, IA 52627
3193762134

Nichole Francis FNP
FMP&S My Care Walk In Clinic
5409 Avenue O
Fort Madison, IA 52627
3193762134

Nicki Gellatly FNP
FMP&S My Care Walk In Clinic
5409 Avenue O
Fort Madison, IA 52627
3193762134

FMCH Wound Healing
5409 Avenue O # 115
Fort Madison, IA 52627
3193762403

Ann Aschoff ARNP
UIHC Cardiology
5409 Avenue O #103
Fort Madison, IA 52627
3193762725

Melissa Lambert WHNP
The Women's Center FMP&S
5409 Avenue O #122
Fort Madison, IA 52627
3193762400

Amanda O'Tool ARNP
FMP&S Psychiatry
5409 Avenue O #125
Fort Madison, IA 52627
3193761130

Kah Wound Clinic
1600 Morgan St

Keokuk, IA 52632
3195268721

Donna Myers
Keokuk Area Hosp Sleep Ctr
1600 Morgan St
Keokuk, IA 52632
3195268770

Tia Cloke NP
Keokuk Clinic
1603 Morgan St # 2
Keokuk, IA 52632
3195246274

Planned Parenthood
1626 Morgan St
Keokuk, IA 52632
3195242759

Mary J Ray NP
Tri-State Medical Group
400 N 17th St
Keokuk, IA 52632
3195245734

Tristate Medical Group
400 North 17th
Keokuk, IA 52632
3195245734

Peggy Hirte NP
Peggy A Hirte
706 Avenue C
West Point, IA 52656
3198376502

Tristate Medical Group
951 Broadway
Hamilton, IL 62341
2178472112

Patricia Griffith NP
Tri-State Medical Group
951 Broadway
Hamilton, IL 62341
2172472112

Dentists:

John D Schroeder DDS
1304 Avenue G
Fort Madison, IA 52627
3193728223

Paul S Kunch DDS
1605 Avenue E
Fort Madison, IA 52627
3193723390

Teresa Salino-Hugg DDS PC
1605 Avenue E # 4
Fort Madison, IA
52627, 3193727080

Charles W Holmes DDS
4723 Avenue J
Fort Madison, IA 52627
3193724882

Debbie Helling DDS
Family Dentistry-Fort Madison
726 Avenue G
Fort Madison, IA 52627
3193723614

Lowell Long DDS
Family Dentistry-Fort Madison
726 Avenue G
Fort Madison, IA 52627
3193723614

Mark C Pothitakis DDS
Family Dentistry-Fort Madison
726 Avenue G
Fort Madison, IA 52627
3193723614

N J Daskalos DDS
1 Athens Ave
Keokuk, Ia, 52632
3195246823

Edward L Kircher DDS
1610 Morgan St # 4
Keokuk, Ia, 52632

3195241431

Edward M Mc Greevey DDS
1624 Morgan St # 1
Keokuk, IA 52632
3195243244

Kenneth B Messer DDS
1624 Morgan St # 2
Keokuk, IA 52632
3195246214

Kirk Juhasz DDS
Apple White Dental
1626 Morgan St
Keokuk, IA 52632
3195241477

John A Wilde DDS
Apple White Dental
1626 Morgan St # 3
Keokuk, IA 52632
3195241477

Gerald H Schleier DDS
307 N 17th St
Keokuk, IA 52632
3195242728

Lacey N Greenwald DDS
307 N 17th St
Keokuk, IA 52632
3195242728

K J Sturhahn DDS
Buffalo Prairie Dental Care
3327 Main St # B
Keokuk, IA 52632
3195248811

Michael C Fitzpatrick DDS
Iris Dental
Po Box 340
West Point, IA 52656
3198376502

Max Rodeffer DDS
911 Broadway

Hamilton, IL 62341
2178473900

Lynn Barbour DDS
203 E Commercial St
Kahoka, MO 63445
6607274746

Denna Ball DDS
Community Dental Center
248 N Morgan St
Kahoka, MO 63445
6607271500

Dialysis:

Southeastern Renal Dialysis
4703 Ave L
Fort Madison, IA 52627
3193727996

Southeastern Renal Dialysis
1419 Morgan St
Keokuk, IA 52632
3195242105

Health Department:

Melissa Calvillo
Lee County Health Dept
2218 Ave H
Fort Madison, IA 52626
3193725225

Rachael Patterson-Rahn
Lee County Health Dept
2218 Ave H
Fort Madison, IA 52627
3193725225

Teresa Gilbert
Lee County Health Dept
2218 Ave H , Fort Madison, Ia, 52627,
3193725225

Julie Schilling MA, BSN
Lee County Health Dept
2218 Avenue H

Fort Madison, IA 52627
3193725225

Home Health Care:

Jennifer Dawson
Regional Home Health Svc
Po Box 147
Donnellson, IA 52625
3198359035

Teresa Gilbert
Lee County Health Dept
2218 Ave H
Fort Madison, IA 52627
3193725225

Debbie Green
FMCH Home Health Care
5409 Avenue O # 114
Fort Madison, IA 52627
3193762166

Peggy Woodruff
Kah Home Health
1600 Morgan St
Keokuk, IA 52632
3165247150

Peggy Woodruff
Keokuk Area Hospital Home Health
1600 Morgan St
Keokuk, IA 52632
31952467150

Kathy Gabel
Advanced Home Health
1603 Morgan St
Keokuk, IA 52632
8007917785

Debbie Green
FMCH Home Health
5409 Avenue O # 114
Fort Madison, IA 52632
3193762166

Harley Carter
Sunnybrook Home Care Inc
Po Box 38
West Point, IA 52656
3198378300

Homes:

Chris Mckay
Donnellson Health Center Inc
901 State St
Donnellson, IA 52625
3198355621

Mike Steinkruger
Fort Madison Health Ctr
1702 41st St
Fort Madison, IA 52627
3193728021

Jessica Umthum
Sunnybrook
5025 River Valley Road
Fort Madison, IA 52627
319728611

Mississippi Terrace
111 S 2nd
Keokuk, IA 52632
3195243982

River Terrace
128 Bank Street
Keokuk, IA 52632
3195248856

Heather Ballew
River Hills Village Assisted
20 Village Cir
Keokuk, IA 52632
3195245772

Rachel Benda
Kensington
2210 Avenue H
Fort Madison, IA 52632
3193724233

Tammy Hudson
Rescare Lincoln Ridge
2815 Lincoln Ave
Keokuk, IA 52632
3195243185

Florence Hensley
Lexington Place/Dave's Place
3140 Plank Road
Keokuk, IA 52632
3195241800

Cevin Coffield
Keokuk Area Group Home Inc
317 High St
Keokuk, IA 52632
3195241871

Kevin Kuckelman
Hotel Iowa
401 Main Street
Keokuk, IA 52632
3195241451

Lynn Dolan
Lexington Square
500 Messenger Rd
Keokuk, IA 52632
3195245321

David Payne
Montrose Health Ctr
PO Box 248
Montrose, IA 52639
3194635438

Terry Umthum
West Point Care Ctr
Po Box 398
West Point, IA 52656
3198376117

Tina Batterton
Montebello Health Center
1599 Keokuk St
Hamilton, IL 62341
2178473931

Tammy Mcdaniel-Ramsey
Clark County Nursing Home
Hwy 81 N
Kahoka, Mo 62341
6607273303

Hospitals:

C J Platt
Fort Madison Community Hosp
5409 Avenue O
Fort Madison, IA 52627
3197535352

Kathy Devine
Keokuk Area Hospital
1600 Morgan St
Keokuk, IA 52632
3195247150

Insurance:

Earl Albers
Albers Insurance Agency
Po Box 156
Fort Madison, IA 52627
3193722055

Dave Poland
Two Rivers Insurance Svc
Po Box 247
Fort Madison, IA 52627
3193723325

Ryan Ruffcorn
Ryan M Ruffcorn Insurance Inc
116 N 3rd St
Keokuk, IA 52632
3195243640

Jeff Allerman,
KSH Insurance Svc LLC
Po Box 1000
Keokuk, IA 52632
3195244223

Mental Health Services:

Angie Torres
Life Solutions Behavioral Health
509 Avenue F
Fort Madison, IA 52627
3193723566

Satyan Kantamneni Md
1512 Morgan St
Keokuk, IA 52632
3195248976

Dawn Combites MSW LISW
Counseling Associates Inc
1522 Morgan St
Keokuk, IA 52632
3195240510

Jennifer Dougherty MA
Counseling Associates Inc
1522 Morgan St
Keokuk, IA 52632
3195240510

Michael Maher MS
Counseling Associates Inc
1522 Morgan St
Keokuk, IA 52632
3195240510

Michael Maher MS
Counseling Associates Inc
1522 Morgan St
Keokuk, IA 52632
3195240510

Patrick Ewing
Counseling Associates Inc
1522 Morgan St
Keokuk, IA 52632
3195240510

Juliann Dorothy
Bridgeway
208 Bank Street
Keokuk, IA 52632
3195243873

Candy Cannon

Alcohol & Drug Dependency Services
928 Main Street
Keokuk, IA 52632
3195244397

Miscellaneous:

Robbins Dental Laboratory
816 Main St
Keokuk, IA 52632
3195249939

Rex Morgan
Tss Inc
906 Main St
Keokuk, IA 52632
3195245051

Optometrists:

David L Mc Manis OD
American Eyecare Ctr
2235 Avenue L
Fort Madison, IA 52627
3193722020

Kevin T Jennings OD
American Eyecare Ctr
2235 Avenue L
Fort Madison, IA 52627
3193722020

Matthew W Ruhl OD
American Eyecare Ctr
2235 Avenue L
Fort Madison, IA 52627
3193722020

Tod S Gerhardt OD
American Eyecare Ctr
2235 Avenue L
Fort Madison, IA 52627
3193722020

Daniel R Sliwinski OD
Tristate Eye Care
619 10th St
Fort Madison, IA 52627

3193725181

Kristin K Maus OD
Tristate Eye Care
619 10th St
Fort Madison, IA 52627
3193725181

Larry D Peck OD
Fashion Optiks
716 Avenue G
Fort Madison, IA 52627
3193722322

L D Peck OD
Fort Madison Eye Clinic
716 Avenue G
Fort Madison, IA 52627
3193722321

L D Peck OD
A Vision Clinic
1813 Main St
Keokuk, IA 52632
3195243651

David L McManis OD
American Eyecare Ctr
2025 Main St
Keokuk, IA 52632
3195242020

Kevin T Jennings OD
American Eyecare Ctr
2025 Main St
Keokuk, IA 52632
3195242020

Matthew W Ruhl OD
American Eyecare Ctr
2025 Main St
Keokuk, IA 52632
3195242020

Tod S Gerhardt OD
American Eyecare Ctr
2025 Main St
Keokuk, IA 52632

3195242020

Steven Thibon OD
Walmart Eye Care Ctr
300 N Park Dr
Keokuk, IA 52632
3195241080

Ricky James Greenfield OD
3341 Main St
Keokuk, IA 52632
3195243892

Pharmacy:

Rashid Health Mart
2404 Ave L
Fort Madison, IA 52627
3193722300

HyVee
2606 Ave L
Fort Madison, IA 52627
3193729396

Walgreens
2639 Ave L
Fort Madison, IA 52627
3193728794

Shopko
4810 Ave O
Fort Madison, IA 52627
3193728629

Walgreens
1215 Main
Keokuk, IA 52632
3195240145

Keaslings
1414 Main St
Keokuk, IA 52632
3195245435

Walmart
300 N Park Drive
Keokuk, IA 52632

3195244071

HyVee
3111 Main
Keokuk, IA 52632
3195249535

Kame Pharmacy
Equipment & Supply
420 N 17th Street
Keokuk, IA 52632
3195246356

HyVee
1075 Broadway
Hamilton, IL 62341
2178472214

Clark County Pharmacy
250 S Johnson
Kahoka, MO 63445
6607272214

Physical Therapists:

Physical Therapy Works
1225 Avenue H
Fort Madison, IA 52627
3192461025

Jane Wentzein
Fort Madison Community Hospital
5409 Avenue O
Fort Madison, IA 52627
3193762072

Amanda Walrath
Kah Homehealth
1600 Morgan St
Keokuk, IA 52632
3195247150

Helen Anderson
Keokuk Area Hospital
1600 Morgan St
Keokuk, IA 52632
3195268703

Jennifer Wong
Keokuk Area Hospital
1600 Morgan St
Keokuk, IA 52632
3195268703

Jordin Fink
Advance Physical Therapy
225 Main St
Keokuk, IA 52632
3195244900

Julie Love
Advance Physical Therapy
225 Main St
Keokuk, IA 52632
3195244900

Leslie Winters
Exceed Physical Therapy
120 S Johnson St
Kahoka, MO 63445
6607272722

Physicians & Surgeons:

Mark Reynolds MD
River Cities Ophthalmology PC
5335 Avenue O
Fort Madison, IA 52627
3193729292

Mark Cleveland MD
Cleveland Dermatology
5409 Avenue O
Fort Madison, IA 52627
3197521805

John Paiva MD
Davis Radiology
5409 Avenue O
Fort Madison, IA 52627
3193762040

Matthew Hoffman MD
Davis Radiology
5409 Avenue O
Fort Madison, IA 52627

3193762040

Pil Kang MD
Davis Radiology
5409 Avenue O
Fort Madison, IA 52627
3193762040

Raymond Harre MD
Davis Radiology
5409 Avenue O
Fort Madison, IA 52627
3193762040

Stephen Murphy MD
Davis Radiology
5409 Avenue O
Fort Madison, IA 52627
3193762040

Steven Davis MD
Davis Radiology
5409 Avenue O
Fort Madison, IA 52627
3193762040

David C Wenger-Keller MD
FMP&S Family Practice
5409 Avenue O
Fort Madison, IA 52627
3197535352

Brad Erickson MD
UIHC Urology
5409 Avenue O
Fort Madison, IA 52627
3193762726

Elizabeth Takacs MD
UIHC Urology
5409 Avenue O
Fort Madison, IA 52627
3193762726

Kenneth Nepple MD
UIHC Urology
5409 Avenue O
Fort Madison, IA 52627

3193762726

Moshe Wald MD
UIHC Urology
5409 Avenue O
Fort Madison, IA 52627
3193762726

Sundee Deorah MD
UIHC Urology
5409 Avenue O
Fort Madison, IA 52627
3193762726

Bryant Mutchler MD
FMP&S Family Practice
5409 Avenue O
Fort Madison, IA 52627
3193762134

Chase Newton DO
FMP&S Family Practice
5409 Avenue O
Fort Madison, IA 52627
3193762134

Kathy Anderson MD
FMP&S Family Practice
5409 Avenue O
Fort Madison, IA 52627
3193762134

William Napier MD
FMP&S Family Practice
5409 Avenue O
Fort Madison, IA 52627
3193762134

Brent Woodbury MD
FMP&S Orthopedics
5409 Avenue O # 113
Fort Madison, IA 52627
3193761135

Mark S Calkins MD
FMP&S Orthopedics
5409 Avenue O # 113
Fort Madison, IA 52627

3193761135

Jonathan Cutler MD
River Cities Ophthalmology PC
5409 Avenue O # 118
Fort Madison, IA 52627
3193729292

Christopher Youngman MD
FMP&S Pediatrics
5409 Avenue O # 121
Fort Madison, IA 52627
3193762134

Frank Artinian MD
FMP&S Pediatrics
5409 Avenue O # 121
Fort Madison, IA 52627
3193725437

Kollen Burnett DO
FMP&S Pediatrics
5409 Avenue O # 121
Fort Madison, IA 52627
3193725437

Susan Teggatz MD
FMP&S Pediatrics
5409 Avenue O # 121
Fort Madison, IA 52627
3193725437

Leah Steffensmeier MD
The Women's Center FMP&S
5409 Avenue O # 122
Fort Madison, IA 52627
3193762400

Meenakshi Palani DO
The Women's Center FMP&S
5409 Avenue O # 122
Fort Madison, IA 52627
3193762400

Timothy Staudte DO
The Women's Center FMP&S
5409 Avenue O # 122
Fort Madison, IA 52627

3193762400

Nick Shah MD
FMP&S Internal Medicine
5409 Avenue O #103
Fort Madison, IA 52627
3193762725

Roseller Libarnes MD
FMP&S Internal Medicine
5409 Avenue O #103
Fort Madison, IA 52627
3193762725

Victoria Kogan MD
FMP&S Internal Medicine
5409 Avenue O #103
Fort Madison, IA 52627
3193762725

James Hopson MD
Iowa City Heart
5409 Avenue O #103
Fort Madison, IA 52627
3193762725

John Mehegan MD
Iowa City Heart,
5409 Avenue O #103
Fort Madison, IA 52627
3193762725

Linda Lee MD
Iowa City Heart
5409 Avenue O #103
Fort Madison, IA 52627
3193762725

Nicholas Walker MD
Iowa City Heart
5409 Avenue O #103
Fort Madison, IA 52627
3193762725

Artemio C Santiago MD
A. Santiago
5409 Avenue O #107
Fort Madison, IA 52627

3193727270

Anil Dhuna MD
Burlington Neurology
5409 Avenue O #108
Fort Madison, IA 52627
3197544400

Jugal Raval MD
Burlington Neurology
5409 Avenue O #108
Fort Madison, IA 52627
3197544400

Jon Fagre MD
FMCH-Pathology
5409 Avenue O #112
Fort Madison, IA 52627
3193766530

Doug Henrich MD
Burlington ENT
5409 Avenue O #123
Fort Madison, IA 52627
3193762096

Louis Kantzavelos MD
GRMC Urology
5409 Avenue O #123
Fort Madison, IA 52627
3197683925

Vikas Sharotri MD
Mercy Heart
5409 Avenue O #123
Fort Madison, IA 52627
3193762725

Truce Ordona MD
FMP&S Psychiatry
5409 Avenue O #125
Fort Madison, IA 52627
3193761130

Roy Tinguely MD
FMP&S Surgery
5409 Avenue O #126
Fort Madison, IA 52627

3193762756

W. Riggs Bagan MD
FMP&S Surgery
5409 Avenue O #126
Fort Madison, IA 52627
3193762756

Nancy Sharma MD
UIHC Oncology/Hematology
5409 Avenue O Annex
Fort Madison, IA 52627
3193762718

Susan Roeder DO
UIHC Oncology/Hematology
5409 Avenue O Annex
Fort Madison, IA 52627
3193762718

Alan Moy MD
UIHC Pulmonology
5409 Avenue O Annex
Fort Madison, IA 52627
3193762718

Larry D Peck OD
Fort Madison Eye Clinic
716 Avenue G
Fort Madison, IA 52627
3193722321

Aneesh Neekhara MD
Burlington Neurology
1425 Morgan St
Keokuk, IA 52632
3197544400

Anil Dhuna MD
Burlington Neurology
1425 Morgan St
Keokuk, IA 52632
3197544400

Jugal Raval MD
Burlington Neurology
1425 Morgan St
Keokuk, IA 52632

3197544400

Satyan Kantamneni MD
S. Kantamneni
1512 Morgan St
Keokuk, IA 52632
3195248976

J. Kantamneni MD
Keokuk Area Hospital-Anesthesia
1600 Morgan St
Keokuk, IA 52632
3195247150

David Studer DO
Keokuk Area Hospital-Ed
1600 Morgan St
Keokuk, IA 52632
3195247150

Glenda Roefer DO
Keokuk Area Hospital-Ed
1600 Morgan St
Keokuk, IA 52632
3195247150

Mark O'brien DO
Keokuk Area Hospital-Ed
1600 Morgan St
Keokuk, IA 52632
3195247150

R. Ahluwalia MD
Keokuk Area Hospital-Ed
1600 Morgan St
Keokuk, IA 52632
3195247150

Richard Salborn DO
Keokuk Area Hospital-Ed
1600 Morgan St
Keokuk, IA 52632
3195247150

Philip Caropreso MD
Keokuk Area Hospital-Gs
1600 Morgan St
Keokuk, IA 52632

3195247150

Jessica Bowman MD
Keokuk Area Hospital-Pathology
1600 Morgan St
Keokuk, IA 52632
3195247150

Jon Fagre MD
Keokuk Area Hospital-Pathology
1600 Morgan St
Keokuk, IA 52632
3195247150

Arthur W Mardis MD
Keokuk Area Hospital-Radiology
1600 Morgan St
Keokuk, IA 52632
3195247150

Christian El Khoury MD
Quincy Medical Group
1600 Morgan St
Keokuk, IA 52632
3195247150

Raymond Smith MD
Quincy Medical Group
1600 Morgan St
Keokuk, IA 52632
3195247150

David J Waddell MD
Keokuk Clinic
1603 Morgan St # 2
Keokuk, IA 52632
3195246274

Thomas E Hakes MD
Keokuk Clinic
1603 Morgan St # 2
Keokuk, IA 52632
3195246274

Wilson L Davis Jr MD
Keokuk Clinic
1603 Morgan St # 2
Keokuk, IA 52632

3195246274

James F Holsinger MD
James F Holsinger Office
1603 Morgan St # 3
Keokuk, IA 52632
3195244300

Christopher Dupuis MD
Tri-State Medical Group, Inc.
1603 Morgan St # 3
Keokuk, IA 52632
3195244300

Phillip Storm MD
Tri-State Medical Group, Inc.,
1603 Morgan St # 3
Keokuk, IA 52632
3195243796

William J Schulte MD
William Schulte
1603 Morgan St # 6
Keokuk, IA 52632
3195247444

Sripal Padam MD
Keokuk Clinic
1603 Morgan St #2
Keokuk, IA 52632
3195246274

Jennifer Berge MD
Burlington Ear, Nose & Throat
1603 Morgan St #7
Keokuk, IA 52632
8884552725

Christopher Benson MD
University Of Iowa Cardiology
1603 Morgan St#3
Keokuk, IA 52632
3195244300

Jonathan Cutler MD
River Cities Ophthalmology PD
1610 Morgan St # 3
Keokuk, IA 52632

3195244422

Mark Reynolds MD
River Cities Ophthalmology PC
1610 Morgan St # 3
Keokuk, IA 52632
3195244422

Alan A Alexander MD
Tri-State Medical Group
400 N 17th St
Keokuk, IA 52632
3195245734

Kiran Khanolkar MD
Tri-State Medical Group
400 N 17th St
Keokuk, IA 52632
3195245734

Willi E Martens MD
Tri-State Medical Group
400 N 17th St
Keokuk, IA 52632
3195245734

John W Lee MD
John W Lee PC
84 Messenger Rd
Keokuk, IA 52632
3195246311

Edward McKenney
1471 Keokuk St
Hamilton, IL 62341
2178473383

Mark Strobe
Tri-State Medical Group
822 Broadway
Hamilton, IL 62341
2178472112

Neville Crenshaw DO
Crenshaw Family Practice Clinic
133 E Main
Kahoka, MO 63445
6607273388

Brigitte Cormier DO
Kahoka Medical Clinic
213 W Commercial St
Kahoka, Mo 63445
6607273377

John Beckert DO
Kahoka Medical Clinic
213 W Commercial St
Kahoka, MO 63445
6607273377

Matt Cormier DO
Kahoka Medical Clinic
213 W Commercial St
Kahoka, MO 63445
6607273377

Physicians' Assistants:

Katie Bentler
FMCH Occupational Health Serv
5409 Avenue O # 115
Fort Madison, IA 52627
3193762100

Paul Ostby
FMP&S Orthopedics
5409 Avenue O #113
Fort Madison, IA 52627
3193761135

Amy John
Cleveland Dermatology

5409 Avenue O #123
Fort Madison, IA 52627
3197521805

Carol Menke
Cleveland Dermatology
5409 Avenue O #123
Fort Madison, IA 52627
3197521805

Keith B Guess
Tri-State Medical Group
400 N 17th St
Keokuk, IA 52632
3195245734

Podiatrists:

Heather Perry DPM
FMP&S Podiatry
5409 Avenue O
Fort Madison, IA 52627
3193762134

Mark Saathoff DPM
Fort Madison Foot Clinic
702 23rd St
Fort Madison, IA 52627
3193722105

Richard Sowlles DPM
991 Broadway
Hamilton, IL 62341
2178472693

V. Detail Exhibits

[VVV Research & Development INC]

Patient Origin & Access

[VVV Research & Development INC]

Drilldown Lee County Market - Inpatient Destination Summary Report Q1 2012 through Q4 2012

Facility	Discharges	LOS	ALOS	Charges	Average Charges	Market Share
Broadlawns Medical Center	1	2	2.0	\$3,566	\$3,566	0.0
Covenant Medical Center	1	8	8.0	\$40,018	\$40,018	0.0
Fort Madison Community Hospital	1,496	4,376	2.9	\$16,646,808	\$11,128	37.2
Genesis Medical Center	19	76	4.0	\$1,126,837	\$59,297	0.5
Great River Medical Center	557	1,886	3.4	\$13,391,682	\$24,043	13.9
Grinnell Regional Medical Center	8	21	2.6	\$274,597	\$34,325	0.2
Henry County Health Center	30	83	2.8	\$237,119	\$7,904	0.7
Iowa Methodist Medical Center	1	15	15.0	\$172,460	\$172,460	0.0
Keokuk Area Hospital	920	3,007	3.3	\$10,206,227	\$11,094	22.9
Marshalltown Med./Surg. Center	1	1	1.0	\$4,417	\$4,417	0.0
Mercy Iowa City	154	599	3.9	\$7,213,890	\$46,843	3.8
Mercy Medical Center	14	23	1.6	\$319,869	\$22,848	0.3
Mercy Medical Center-Des Moines	5	27	5.4	\$149,278	\$29,856	0.1
St. Luke's Hospital	6	16	2.7	\$142,795	\$23,799	0.1
Trinity Bettendorf	2	3	1.5	\$57,292	\$28,646	0.0
Unity HealthCare	1	4	4.0	\$84,190	\$84,190	0.0
Univ. Of Iowa Hospitals and Clinics	796	4,846	6.1	\$36,202,888	\$45,481	19.8
Van Buren County Hospital	5	11	2.2	\$22,092	\$4,418	0.1
Totals:	4,017	15,004	3.7	\$86,295,824	\$21,483	100.0

Drilldown Lee County Market - Inpatient Destination Summary Report Q1 2011 through Q4 2011

Facility	Discharges	LOS	ALOS	Charges	Average Charges	Market Share
Covenant Medical Center	1	4	4.0	\$19,789	\$19,789	0.0
Fort Madison Community Hospital	1,674	4,901	2.9	\$17,483,741	\$10,444	38.0
Genesis Medical Center	25	92	3.7	\$1,281,965	\$51,263	0.6
Great River Medical Center	591	1,892	3.2	\$13,671,163	\$23,132	13.4
Grinnell Regional Medical Center	5	13	2.6	\$170,448	\$34,090	0.1
Henry County Health Center	36	101	2.8	\$279,839	\$7,773	0.8
Iowa Lutheran Hospital	1	1	1.0	\$20,775	\$20,775	0.0
Iowa Methodist Medical Center	2	4	2.0	\$43,215	\$21,607	0.0
Jefferson County Health Center	1	3	3.0	\$5,623	\$5,623	0.0
Keokuk Area Hospital	1,046	3,485	3.3	\$11,246,331	\$10,792	23.8
Mahaska Health Partnership	1	3	3.0	\$4,808	\$4,808	0.0
Mercy Iowa City	178	800	4.5	\$8,161,495	\$45,851	4.0
Mercy Medical Center	13	52	4.0	\$411,723	\$31,671	0.3
Mercy Medical Center-Clinton	2	7	3.5	\$54,997	\$27,498	0.0
Mercy Medical Center-Des Moines	2	15	7.5	\$222,055	\$111,028	0.0
Mercy Medical Center-West Lakes	1	4	4.0	\$30,097	\$30,097	0.0
Methodist West Hospital	1	4	4.0	\$38,870	\$38,870	0.0
St. Luke's Hospital	5	9	1.8	\$92,212	\$18,442	0.1
Trinity Bettendorf	3	6	2.0	\$117,519	\$39,173	0.1
Univ. Of Iowa Hospitals and Clinics	808	5,600	6.9	\$40,505,698	\$50,131	18.4
Van Buren County Hospital	7	15	2.1	\$32,464	\$4,638	0.2
Totals:	4,403	17,011	3.9	\$93,894,427	\$21,325	100.0

Drilldown Lee County Market - Inpatient Destination Summary Report Q1 2010 through Q4 2010

Facility	Discharges	LOS	ALOS	Charges	Average Charges	Market Share
Fort Madison Community Hospital	1,651	4,955	3.0	\$16,993,142	\$10,293	36.1
Genesis Medical Center	33	88	2.7	\$1,593,018	\$48,273	0.7
Great River Medical Center	547	1,896	3.5	\$12,272,320	\$22,436	12.0
Grinnell Regional Medical Center	8	23	2.9	\$155,960	\$19,495	0.2
Henry County Health Center	27	67	2.5	\$152,617	\$5,652	0.6
Iowa Methodist Medical Center	5	30	6.0	\$191,462	\$38,292	0.1
Keokuk Area Hospital	1,199	3,978	3.3	\$11,621,411	\$9,693	26.2
Mercy Iowa City	215	814	3.8	\$7,941,382	\$36,937	4.7
Mercy Medical Center	15	60	4.0	\$696,993	\$46,466	0.3
Mercy Medical Center-Clinton	1	3	3.0	\$47,271	\$47,271	0.0
Mercy Medical Center-Des Moines	2	10	5.0	\$126,760	\$63,380	0.0
Ottumwa Regional Health Center	3	6	2.0	\$9,892	\$3,297	0.1
St. Luke's Hospital	8	21	2.6	\$162,641	\$22,830	0.2
Trinity Bettendorf	1	3	3.0	\$30,165	\$30,165	0.0
Univ. Of Iowa Hospitals and Clinics	845	5,436	6.4	\$38,914,744	\$46,053	18.5
Van Buren County Hospital	16	47	2.9	\$118,936	\$7,434	0.3
Totals:	4,576	17,437	3.8	\$91,048,714	\$19,897	100.0

Town Hall Attendees Notes & Feedback

[VVV Research & Development INC]

Hospital / City: Lee County IA Community CHNA Town Hall

Category	Lastname	Firstname	Organization	Address/City/ST/Zip
Hospital leader	Alexander	Amanda	Fort Madison Community Hospital	1620 Locust St Hamilton, IL 62341
Hospital leader	Alexander	Jeremy	Fort Madison Community Hospital	1620 Locust St Hamilton, IL 62341
LHD organization's board members.	Bartachek	Judy	Lee County Health Dept	PO Box 221; Denmark, Ia 52624
Hospital leader	Beelman	Cathy	Keokuk Area Hospital	1600 Morgan Keokuk, IA 62632
Media	Benedict	Joe	Fort Madison Daily Democrat	114 26th St Apt. 2 Fort Madison, IA 52627
Hospital organization's board members.	Bonta	Bob	FMCH	1986 341st Street, Wever, IA 52658
Leaders in other not-for-profit health care organizations	Booth, MD	Jayne	American Red Cross of the Quad Cities	110 River Drive Moline, IL 61265
City/Community planners	Broomhall	Pam	City of Keokuk	Pam Broomhall home #
LHD organization's board members.	Calvillo	Melissa	Lee County Health Dept	2218 Ave H Ft. Madison, IA 52627
Leaders in other not-for-profit health care organizations	Cannon	Candice	Alcohol Drugs and Dependency Services	928 Main St; Keokuk, IA 52632
Public health officials.	Carrick	Emily	Lee County Health Department	2218 Ave H Ft. Madison, IA 52627
Public safety officials.	Cirrina	Steve	Lee County EMA	811 Ave E Ft. Madison, IA 52627
Library	Clendineng	Sarah	Fort Madison Public Library	1920 Ave E; Fort Madison, IA 52627
Leaders in other not-for-profit health care organizations	Crenshaw	Bailey	Alcohol and Drugs Dependency Services	928 Main St; Keokuk, IA 52632
	Dean	Gina	Iowa Home Based Services	810 Timea St Keokuk IA 52632
Hospital leader	Devine	Kathy	Keokuk Area Hospital	1600 Morgan Keokuk, IA 62632
Hospital leader	Gabel	Shirley	Fort Madison Community Hospital	5445 Ave O Fort Madison, IA 52627
Leaders in other not-for-profit health care organizations	Galvin	Leah	Advanced Home Health Care	1525 Mt Pleasant Burlington, IA 52601
LHD organization's board members.	Georges	Richard	Lee County Health Dept	728 Eicher St.; Keokuk, IA 52632
Hospital organization's board members.	Gerdes	Jim	FMCH	3349 Country Club Lane, Fort Madison, IA 52627
Individuals with business and economic development experience.	Gobble	Tim	Fort Madison Partners	614 9th Street, Fort Madison, IA 52627
Leaders in other not-for-profit health care organizations	Johnson	Marc	Advanced Home Health Care	3437 Main St Keokuk IA 52632
Hospital leader	Kang	Pil	Fort Madison Community Hospital	5445 Ave O Fort Madison, IA 52627
Hospital leader	Kelly	Melanie	Keokuk Area Hospital	RR1 Box 178 Alexandria, MO 63430
Hospital leader	Kinnear	Michelle	Fort Madison Community Hospital	2330 Mason Rd Burlington, IA 52601
Hospital leader	Kolgothn	Vicki	Fort Madison Community Hospital	5445 Ave O Fort Madison, IA 52627
Hospital leader	Koolsoitn	Brad	Fort Madison Community Hospital	5445 Ave O Fort Madison, IA 52627
Leaders in other not-for-profit health care organizations	Marlin	Barb	Advanced Home Health Care	1525 Mt Pleasant Burlington, IA 52601
Public health officials.	Mason	Cyndi	Lee County Health Dept	101 Navaho Dr Keokuk IA 52632
Hospital organization's board members.	McKillip	John	FMCH	2657 Clearview Heights, Fort Madison, IA 52627
Directors or staff of health and human service organizations.	Meir	Julie	Community Action of Southeast Iowa	327 Ave F; Fort Madison, IA 52627
Hospital leader	Nagel	Deb	Fort Madison Community Hospital	
Law enforcement agencies - Chiefs of police.	Niggemeyer	Bruce	Fort Madison Police Dept	811 Ave E Ft. Madison, IA 52627
Leaders in other not-for-profit health care organizations	O'Brien	Christine	Community Action of Southeast Iowa	2850 Mt. Pleasant St. Burlington, IA 52601
Hospital leader	Ordon, MD	Truce T.	Fort Madison Community Hospital	
Oral health providers.	Patterson-Rahn	Rachael	I-SMILE Coordinator	2218 Ave H; Fort Madison, IA 52627
	Pieper	Justin	Group Benefit Partners	PO Box 133 Fort Madison, IA 62627
Directors or staff of health and human service organizations.	Platt	Jim	FMCH	
Local clergy and congregational leaders.	Riebe	Kimberly	St. Paul Lutheran Church	1934 Avenue I, Fort Madison, IA 52627
Public health officials.	Ross	Michele	Lee County Health Depart	2218 Ave H Ft. Madison, IA 52627
Public health officials.	Schilling	Julie	Lee County Health Depart	2218 Ave H Ft. Madison, IA 52627
Law enforcement agencies - Chiefs of police.	Scholl	Jim	Lee County Sheriff	
Hospital leader	Schreck	Rhonda	Keokuk Area Hospital	RR3 Box 65G Kahoka, MO 63445
Public health officials.	Septer	Diane	Lee County Health Dept	2218 Ave H Ft. Madison, IA 52627
Education officials and staff - school superintendents, principals, teachers and school nurses.	Sherwood	Duane	Fort Madison Community School District	1930 Ave M; Ft. Madison, IA 52627
Leaders in other not-for-profit health care organizations	Smith	Janet	ISU Extension	
General public representative	Sugars	Nikki		933 Ave H Fort Madison, IA 52627
Coalitions working on health or other issues.	Vollmer	Jessica	Early Connections	809 Maple Street; Donnellson, IA 52625

Town Hall Community Health Needs Priorities				
Lee County Iowa (49 attendees)				
#	HC Topics cited to either change or improve	Votes	%	Accum
	Total Town Hall Votes	154	100%	
1	Recruit Mental Health Providers, Add Placement Options & Funding.	31	20.1%	20.1%
2	Increase Nutrition & Fitness	30	19.5%	39.6%
3	Improve Bicycle/Walking Trails	23	14.9%	54.5%
4	Decrease Teen Pregnancy/Single Parent Households	15	9.7%	64.3%
5	Increase Preventive Care Services	12	7.8%	72.1%
6	Recruit Psychiatrists	11	7.1%	79.2%
7	Improve Health Department Facilities	10	6.5%	85.7%
Note:	Other items receiving votes: Dentists taking Medicaid / serving uninsured, fight heart disease, recruit South Lee OB/GYNs, Poverty, Abuse, Senior Care, Recruit Primary Care providers, HC transportation, increase communication among providers. increase Prenatal Care, add Rheumatologists and increase personal fitness education.			

**Community Health Needs Assessment
Lee County IA - Strengths (Color cards) N=49**

C1	C2	C3	Today: What are the strengths of our community that contribute to health ?
ACC	WAIT		Access to providers with low wait times
ACC	WAIT		Accessibility to providers with low wait times
COMM	OTHR		Collaboration among agencies
COMM	OTHR		Collaboration among agencies
COMM			Relationship between hospitals/health dept and coordinating care communitywide
DOH	HOSP		County Health Dept/hospice
FAC			Hospital facilities are excellent (North)
FEM			OB-GYN Quality (North)
FP			Solid primary care providers
HH			Home health
HOSP			Hospice care
HOSP			Hospice program
OTHR			Access to advanced edu-colleges, universities
OTHR			Air care/life flight
OTHR			Community garden and farmer's market
OTHR			Community support
OTHR			Disaster preparedness
OTHR			Grant-funded programs using community partnerships
OTHR	ACC		Having the community health care center/access to physicians on sliding fee scale
OTHR			Healthcare leadership
OTHR			Public Education of Services
OTHR			Southeastern Comm College strong nursing program
OTHR			Two YMCAs
PEDS			Pediatrics
PHAR			Pharmacy Availability
SPEC			Access to specialists - although a delay in appt time
STF			Local hospitals with staff committed to communities
STFF			Large pool of healthcare employees to choose from in all aspects, committed to community
STFF			Staff committed to profession
VACC			Required vaccinations for schools

Community Health Needs Assessment			
Lee County IA - HC Changes & Improvements (White Cards) N= 49			
C1	C2	C3	Today: What are the weaknesses of our community that contribute to health ?
BH	DENT	PNEO	Access to mental health care; access to affordable dental care; employment at a living wage; access to prenatal care
BH	VIO	POV	Access to mental health; Residential care for abuse; poverty; dental; low birth weight
BH	OBES	TRAN	Additional mental health services; perception of 65-84 health care; obesity/cardiac; transportation; preventative
BH	FAC	POV	In-house psych care; Lee County health care facilities; poverty
BH			Inpatient psych care
BH			Mental health access
BH	HH	COMM	Mental health funding and locally available counselors and treatment facilities; home health care needs will continue to increase; better communications
BH			Mental health providers/long wait time
BH	OBG	TRAN	Mental health services; OB in North and South Lee, prenatal care; transportation; trails for biking/walking in communities
BH	SPEC		Mental health specialists; specialists in general
BH	DENT	CARD	Mental health; dentists to serve underprivileged; heart disease; obesity; single and teen parents; OB in South Lee County
BH	OBES	POV	Mental health; lifestyle choices (obesity/smoking); childhood poverty; prenatal care; activities for children; abuse; psychiatry; GI; rheumatology
BH	OBES	PREV	Mental health; obesity; low mammo and PSA screenings
BH			Mental illness
BH	CARD	OBES	Organized exercise/activities; Placement for long-term mental health care; heart disease programs; obesity issues
BH	FAC	POV	Psych providers for all including children; inpatient psych care; upgrade health care facilities; poverty; childhood obesity
BH	OBES	EMRM	Socio-economic factors; mental illness payment, number of providers, access to beds; obesity is key issue; ER
COMM			Communication among disciplines; community leaders to place money where needed
COMM	ALZ	BH	North/South work together more/better; make health priority for young families; lead abatement; flouride in water supplies; trails/bike paths; alzheimer's support; mental health access
DENT	FAM		Develop a culture of walking; dentistry; increase family planning services and awareness
DENT	KID	BH	More dentists; better/more child care; mental illness; preschool
DRUG	FIT		Drugs; lead homes; exercise; in and outpatient; Lee County Health bldg

Community Health Needs Assessment			
Lee County IA - HC Changes & Improvements (White Cards) N= 49			
C1	C2	C3	Today: What are the weaknesses of our community that contribute to health ?
DRUG			Stronger ways to recognize ways to improve substance abuse and crack down on offenders; work to get people off social assistance programs; mandatory health care for frequent offenders
EMRM	BH	SPEC	Emergency department care; mental health services; access to specialty care; education for screening studies/services; lifestyle improvements
EMRM	BH	NH	Emergency room; mental health/outpatient; nursing homes; specialty doctors; activities to help obesity
FAM	BH	EMRM	Family planning services; mental health services; emergency room services
FAM	PNEO	DRUG	Family planning; prenatal education; mammos; substance abuse; domestic abuse
FP			Family practice docs
HH	AGE	OTHR	Increase in home health care costs; Aging - reduction in population
OBES	BH		Childhood obesity; mental health
OBES	POV	BH	Obesity education/prevention; uninsured/poverty levels; mental health; alzheimers; single parents
OBES	WELL	DRUG	Obesity reduction from physical activity in the environment through trails, parks, etc.; nutrition education on healthy eating habits; tobacco substance abuse and wellness education for youth; elected official involvement
OBES	BH	POV	Obesity; mental health; poverty
OTHR			Access to family-oriented activities, not just youth, i.e. walking/bike trails
OTHR			C N A's low wages, hard work; turnover of entry level health employees; entry level employees unable to chart properly of clinical docs
OTHR			Education-especially with the younger folks
OTHR	CARD		Improve tracking on eye, dental and annual health visits; communities work together to promote healthy activities; improve heart health by addressing obesity
OTHR			More residents that can provide quality professional services
PNEO	BH	DRUG	Lack of prenatal care/delivery services in Keokuk; mental health services, especially in Keokuk; smoking, drinking, obesity, substance abuse; high rate of heart disease; Keokuk Hospital closing/loss of physicians in Keokuk
PNEO	DENT	TRAN	Prenatal care in Keokuk; dentists who accept Medicaid and children under 3; transportation
PNEO			Recruit teen and single mothers to use OB and prenatal care; search concern of 65-84 group
PREV	SPEC	BH	Preventive care; unenmployment; specialty care; children health care

Community Health Needs Assessment			
Lee County IA - HC Changes & Improvements (White Cards) N= 49			
C1	C2	C3	Today: What are the weaknesses of our community that contribute to health ?
SPEC	OBES	BH	Specialists - GI and rheumatology; personal fitness education to address childhood obesity; inpatient psych services and mental health access; improved Lee County Health Dept Facilities
SPEC	DENT	OBES	Specialists; dental care for uninsured adults; obesity-bike paths; smoking cessation; teen pregnancy; inpatient; alcohol abuse; unemployment
SPEC	ORTH	DENT	Specialists; orthopedics; dentists in short supply
TPRG	WELL	BH	Teen pregnancy education and family planning; jobs for un- and underemployed; wellness program for obesity; mental health needs covered
TRAN	BH	OBG	Transportation; acute mental health care; OB/prenatal care; obesity; complete streets
VACC	BH	OBG	Immunization rates; more mental health providers; jobs; OB care in 1st trimester; transportation; low birth weight; dentists for children under 3
VIO	DRUG		Education for school aged children about drugs and alcohol; domestic violence; drug abuse
WELL			Wellness programs

KEY - CHNA Open End Comments			
Code	HC Themes	CODE	Physician Specialty
ACC	Access to Care	PRIM	Primary Care:
AGE	Aging (Senior Care / Assistance)	FP	Family Practice
AIR	Air Quality	GER	Gerontology
ALC	Alcohol	IM	Internal Medicine
ALCU	Underage Drinking	OBG	Obstetrics/Gynecology
ALT	Alternative Medicine	PEDS	Pediatrics
ALZ	Alzheimer's		Medicine Specialists:
AMB	Ambulance Service	ALL	Allergy/Immunology
AUD	Auditory	CARD	Cardiology
BACK	Back / Spine	DERM	Dermatology
BD	Blood Drive	ENDO	Endocrinology **
BH	Mental Health Services	GAS	Gastroenterology
BIRT	Low Birth Weight	ONC	Oncology/RADO
BRST	Breastfeeding	IFD	Infectious Diseases
CANC	Cancer	NEP	Nephrology **
CHEM	Chemotherapy	NEU	Neurology
CHIR	Chiropractor	PSY	Psychiatry
CHRON	Chronic Diseases	PUL	Pulmonary
COMM	Communication	RHE	Rheumatology
DENT	Dentists	SPEE	Speech Therapy
DIAB	Diabetes		Surgery Specialists:
DIAL	Dialysis	SUR	General Surgery
DOCS	Physicians	NEUS	Neurosurgery
DOH	Public Health Department	OPHT	Ophthalmology
DRUG	Substance Abuse (Drugs / Rx)	ORTH	Orthopedics
ECON	Economic Development	ENT	Otolaryngology (ENT)
EMRM	Emergency Room	PLAS	Plastic/Reconstructive
EMS	EMS	VAST	Thoracic/Cardiovascular/Vascular
EYE	Eye Doctor / Optometrist	URL	Urology
FAC	Facility		Hospital Based:
FAM	Family Planning Services	AES	Anesthesia/Pain
FEM	Female (OBG)	EMER	Emergency
FINA	Financial Aid	L&D	Labor & Delivery
FIT	Fitness / Exercise	RAD	Radiology
FLU	Pneumonia / Flu	PATA	Pathology
FOOT	Podiatrist	NEO	Neonatal/Perinatal * ABP 06

KEY - CHNA Open End Comments			
Code	HC Themes	CODE	Physician Specialty
GEN	General Practioner	PHY	Physical Medicine/Rehab
GOV	Government		
H2O	Water Quality		Additional Codes:
HEM	Hemotologist	QUAL	Quality of care
HH	Home Health	PROS	Prostate
HIV	HIV / AIDS	REC	Recreation
HOSP	Hospice	RESP	Respiratory Disease
HRT	Heart Care	SMOK	Smoking
INSU	Uninsured/Underinsured	SNUR	School Nurse
IP	Inpatient Services	SPEC	Specialist Physician care
KID	Child Care	SS	Social Services
LEAD	Lead Exposure	STD	Sexually Transmitted Diseases
MAMO	Mammogram	STFF	Medical Staff
NEG	Neglect	STRK	Stroke
NH	Nursing Home	SUIC	Suicide
NUTR	Nutrition	THY	Thyroid
OBES	Obesity	TOB	Tobacco Use
OP	Outpatient Services	TPRG	Teen Pregnancy
ORAL	Oral Surgery	TRAN	Transportation
OTHR	Other	TRAU	Trauma
OZON	Ozone	URG	Urgent Care/After Hours Clinic
PAIN	Pain Management	VACC	Vaccinations
PHAR	Pharmacy	VIO	Abuse / Violence
PNEO	Prenatal	WAIT	Wait Times
POV	Poverty	WELL	Wellness Education
PREV	Preventative Healthcare	WIC	WIC Progam

Lee County Town Hall Notes 5:30-7pm

In Attendance – Introductions: Jim Platt-CEO Fort Madison Med, Amy-Keokuk Area Hospital Mktg Manager, Julie- Lee County Health Department

In Attendance:

North Lee: 60-65 percent, South Lee: 30-35 percent

- **Providers – 10-15**
- **Physicians – 2 Psych/Rad**
- **Parents – 6/7**
- **Caregivers – 3-5**
- **Small Business Owners – 3-5**
- **Elected leader- 1**
- **Schools – 1**
- **Law Enforcement – 2**
- **Nurses – 3-5**
- **Social workers**
- **Primary care**
- **Clergy - 2**

REVIEW OF TABS:

NOTES: WHITE CARD

Tab 1 – Demographic Trends

- Spanish, Chinese spoken in public
- 65 years and older did they take into consideration the number of people incarcerated in the penitentiary?
- Veterans care _____ City _____sberg;
- Lots of kids in single-parent families – prison in county

Tab 2 – Economic/Business Trends

- Lower income is accurate according to folks attending
- Unemployment is 6.6 percent right now, point above everywhere else; maybe more than 10 percent due to people who stopped looking

Tab 3 – Education Profile

- School lunches may or may not be good
- Free summer food program

Tab 4 – Maternal and Infant Population

- May not be tracking percentage of births according to teenagers – may affect number of unwed women having children

Tab 5 – Hospitalization / Providers

Tab 6 - Behavior Health Profiles

Tab 7 – Risk Indicators & Factors

Tab 8 – Uninsured

Tab 9 – Mortality Profile

- Overdose classified?

Tab 10 – Preventative Quality Measures

SURVEY RESULTS

COMMUNITY PERSPECTIVE QUESTIONS:

News / Trends

Strengths (Colored Cards)

1. Ratio of doctors to population

Weaknesses / Areas of Improvement (White Cards)

1. Mental Health (all areas)

Public Notice & Invitation

[VVV Research & Development INC]

Lee County Public Health to partner with Fort Madison Community Hospital and Keokuk to Assess Community Health Needs

Date: April 3, 2013

For Immediate Release

Over the next three months Lee County Public Health will be partnering with Fort Madison Community Hospital and Keokuk Area Hospital to conduct a comprehensive community health needs assessment. This work will be used to guide county planning in addressing current and future healthcare needs. In April, approximately 3,000 families from our service area will receive a comprehensive healthcare survey in the mail. (Note: We are asking those who receive this survey to please take the time to complete it so we may better serve the health needs of our communities.) In addition, a public town hall meeting will be held on XXX at XXX Conference Center.

"We hope that the community will take advantage of this opportunity to provide input into the future of healthcare and services we offer. The feedback we receive from this assessment is essential in the planning for the future health and wellness of Lee County service area," comment XXXX, President and CEO.

Vince Vandelaar MBA from VVV Research & Development INC, an independent health research and consulting firm from Olathe KS, has been retained to conduct and complete this assessment.

For more information about the survey and the upcoming town hall meeting, contact XXX at 316.XXX.XXXX.

Logo(s)

Date: May 31, 2013

Dear Community Member,

Fort Madison Community Hospital, Keokuk Area Hospital and Lee County Health Department are partnering to perform a Community Health Needs Assessment. Our goal is to gather input from people throughout our service area regarding their perceptions of the current state of our population's health and what they believe are the most important health needs that our communities need to address.

We are inviting you to attend the Lee County Iowa Town Hall meeting at which we will conduct roundtable discussion, review basic Community Health Needs Assessment information, review recent community survey findings and rank our health priorities. We have retained the services Vince Vandehaar of VVV Research and Development, Inc. from Olathe, KS, to facilitate this meeting and prepare our report.

Your input is valuable and will be incorporated into our final report, which will be made available to the public. Please join us on **Thursday June 27th, from 5:30-7:00 pm** at the Pilot Grove Community Room, Donnellson IA for this important meeting. A light meal will be served that evening.

We look forward to seeing you at the Town Hall meeting, and appreciate your input.

Sincerely,

BOTH
CEOs

Directors?
Lee County Health Dept.

Community Town Hall Meeting

*We Need Your Help to Assess
our Community's Health.*



**LEE
CHD**
LEE COUNTY
HEALTH DEPARTMENT

fmch+
FORT MADISON COMMUNITY HOSPITAL


Keokuk Area Hospital

Thursday June 27th

5:30 - 7:00 pm

**Pilot Grove
Community Room
in Donnellson**

**A light meal will be
served.**

Fort Madison Community Hospital, Keokuk Area Hospital and Lee County Health Department are partnering to perform a Community Health Needs Assessment. Our goal is to gather input from people throughout our service area regarding their perceptions of the current state of our population's health and what they believe are the most important health needs that our communities need to address.

We are inviting you to attend the Lee County Town Hall meeting. We will conduct roundtable discussions, review basic Community Health Needs Assessment information, review recent community survey findings and rank our health priorities. We have retained the services of Vince Vandehaar of VVV Research and Development, Inc. from Olathe, KS, to facilitate this meeting and prepare our report.

Please join us on ***Thursday June 27th, from 5:30-7:00 pm*** at the ***Pilot Grove Community Room in Donnellson*** for this important meeting. A light meal will be served that evening.

For more information & to RSVP contact 319-526-8667.



5445 Avenue O
P.O. Box 174
Fort Madison, IA 52627

Detail Primary Research Primary Service Area

[VVV Research & Development INC]



April 2013

Dear Area Resident:

Over the next three months Fort Madison Community Hospital, Keokuk Area Hospital and the Lee County Health Department will be partnering together to conduct a community health needs assessment (CHNA). In order to gather this information, a confidential survey has been developed (for research purposes only) by VVV Research & Development INC, an Olathe KS area based marketing research consulting firm. We value your input and ask that you take the time to complete the enclosed survey.

Results of this assessment will be presented at an upcoming CHNA Town Hall on Thursday, June 27th at the Pilot Grove Community Room in Donnellson, Iowa from 5:30-7:00 p.m.

Note: If you prefer to fill out a survey online, please enter the following address into your browser: <https://www.surveymonkey.com/s/LeeCoCHNA>

Thank you in advance for your help in completing this confidential survey.
The survey return deadline is Tuesday, May 7th, 2013.

Sincerely,

**Vince V. Vandelaar MBA
Managing Consultant
VVV Research & Development INC
Olathe KS 66061
913.302.7264**

**C. James Platt, CEO
Fort Madison Community Hospital**

**Kathy DeVine, CEO
Keokuk Area Hospital**

**Julie Schilling, Administrator
Lee County Health Department**

Community Health Needs Assessment Year 2013

Fort Madison Community Hospital, Keokuk Area Hospital and Lee County Health Department are working together to conduct a community health needs assessment. Please take time to provide us your input by completing this confidential survey today.

If you prefer, you can complete this same survey online by typing the following link into your browser:

<https://www.surveymonkey.com/s/LeeCoCHNA> Completed surveys must be received by Tuesday, May 7th, 2013.

Part I: HEALTHCARE PERCEPTIONS & SATISFACTION

1. In general, how would you rate the overall quality of the healthcare delivered in our community?

	Very Good	Good	Fair	Poor	Very Poor
OVERALL Quality of Care	<input type="radio"/>	<input type="radio"/>	<input type="radio"/>	<input type="radio"/>	<input type="radio"/>

2. How satisfied are you with each of the following: (Check one box per row)

	Very Good	Good	Fair	Poor	Very Poor	N/A
a) Ambulance Service	<input type="radio"/>	<input type="radio"/>	<input type="radio"/>	<input type="radio"/>	<input type="radio"/>	<input type="radio"/>
b) Child Care	<input type="radio"/>	<input type="radio"/>	<input type="radio"/>	<input type="radio"/>	<input type="radio"/>	<input type="radio"/>
c) Chiropractor	<input type="radio"/>	<input type="radio"/>	<input type="radio"/>	<input type="radio"/>	<input type="radio"/>	<input type="radio"/>
d) Dentists	<input type="radio"/>	<input type="radio"/>	<input type="radio"/>	<input type="radio"/>	<input type="radio"/>	<input type="radio"/>
e) Emergency Room	<input type="radio"/>	<input type="radio"/>	<input type="radio"/>	<input type="radio"/>	<input type="radio"/>	<input type="radio"/>
f) Eye Doctor / Optometrist	<input type="radio"/>	<input type="radio"/>	<input type="radio"/>	<input type="radio"/>	<input type="radio"/>	<input type="radio"/>
g) Family Planning Services	<input type="radio"/>	<input type="radio"/>	<input type="radio"/>	<input type="radio"/>	<input type="radio"/>	<input type="radio"/>
h) Home Health	<input type="radio"/>	<input type="radio"/>	<input type="radio"/>	<input type="radio"/>	<input type="radio"/>	<input type="radio"/>
i) Hospice	<input type="radio"/>	<input type="radio"/>	<input type="radio"/>	<input type="radio"/>	<input type="radio"/>	<input type="radio"/>
j) Hospital Inpatient Services	<input type="radio"/>	<input type="radio"/>	<input type="radio"/>	<input type="radio"/>	<input type="radio"/>	<input type="radio"/>
k) Mental Health Services	<input type="radio"/>	<input type="radio"/>	<input type="radio"/>	<input type="radio"/>	<input type="radio"/>	<input type="radio"/>
l) Nursing Home	<input type="radio"/>	<input type="radio"/>	<input type="radio"/>	<input type="radio"/>	<input type="radio"/>	<input type="radio"/>
m) Outpatient Services	<input type="radio"/>	<input type="radio"/>	<input type="radio"/>	<input type="radio"/>	<input type="radio"/>	<input type="radio"/>
n) Pharmacy	<input type="radio"/>	<input type="radio"/>	<input type="radio"/>	<input type="radio"/>	<input type="radio"/>	<input type="radio"/>
o) Primary Care Doctors	<input type="radio"/>	<input type="radio"/>	<input type="radio"/>	<input type="radio"/>	<input type="radio"/>	<input type="radio"/>
p) Public Health Department	<input type="radio"/>	<input type="radio"/>	<input type="radio"/>	<input type="radio"/>	<input type="radio"/>	<input type="radio"/>
q) School Nurse	<input type="radio"/>	<input type="radio"/>	<input type="radio"/>	<input type="radio"/>	<input type="radio"/>	<input type="radio"/>
r) Specialist Physician Care	<input type="radio"/>	<input type="radio"/>	<input type="radio"/>	<input type="radio"/>	<input type="radio"/>	<input type="radio"/>

Other (please specify)

3. Over the past 2 years, did you or your household receive health care services outside of your county?

☐ Yes ☐ No

If yes, please specify the healthcare services you received

4. Are there healthcare services in your community that you feel need to be improved and / or changed (Please be specific)

5. In your opinion, how much of a problem are the following causes of diseases or disability in your community? (Check one box per row)

	Not a Problem	Somewhat of a Problem	Major Problem	Don't Know
a) Cancer	<input type="radio"/>	<input type="radio"/>	<input type="radio"/>	<input type="radio"/>
b) Diabetes	<input type="radio"/>	<input type="radio"/>	<input type="radio"/>	<input type="radio"/>
c) Substance Abuse	<input type="radio"/>	<input type="radio"/>	<input type="radio"/>	<input type="radio"/>
d) Heart Disease	<input type="radio"/>	<input type="radio"/>	<input type="radio"/>	<input type="radio"/>
e) Sexual Transmitted Diseases	<input type="radio"/>	<input type="radio"/>	<input type="radio"/>	<input type="radio"/>
f) Mental Disorders	<input type="radio"/>	<input type="radio"/>	<input type="radio"/>	<input type="radio"/>
g) Obesity	<input type="radio"/>	<input type="radio"/>	<input type="radio"/>	<input type="radio"/>
h) Pneumonia / Flu	<input type="radio"/>	<input type="radio"/>	<input type="radio"/>	<input type="radio"/>
i) Respiratory Disease	<input type="radio"/>	<input type="radio"/>	<input type="radio"/>	<input type="radio"/>
j) Stroke	<input type="radio"/>	<input type="radio"/>	<input type="radio"/>	<input type="radio"/>
k) Suicide	<input type="radio"/>	<input type="radio"/>	<input type="radio"/>	<input type="radio"/>
l) Trauma	<input type="radio"/>	<input type="radio"/>	<input type="radio"/>	<input type="radio"/>

Other (please specify)

6. How well do you feel our local health care providers are doing in addressing the health needs of the following age groups? (Check one box per row)

	Very Good	Good	Fair	Poor	Very Poor	N/A
Infants	<input type="radio"/>	<input type="radio"/>	<input type="radio"/>	<input type="radio"/>	<input type="radio"/>	<input type="radio"/>
Age 1 - 12	<input type="radio"/>	<input type="radio"/>	<input type="radio"/>	<input type="radio"/>	<input type="radio"/>	<input type="radio"/>
Age 13 - 17	<input type="radio"/>	<input type="radio"/>	<input type="radio"/>	<input type="radio"/>	<input type="radio"/>	<input type="radio"/>
Age 18 - 44	<input type="radio"/>	<input type="radio"/>	<input type="radio"/>	<input type="radio"/>	<input type="radio"/>	<input type="radio"/>
Age 45 - 64	<input type="radio"/>	<input type="radio"/>	<input type="radio"/>	<input type="radio"/>	<input type="radio"/>	<input type="radio"/>
Age 65 - 84	<input type="radio"/>	<input type="radio"/>	<input type="radio"/>	<input type="radio"/>	<input type="radio"/>	<input type="radio"/>
Over 85	<input type="radio"/>	<input type="radio"/>	<input type="radio"/>	<input type="radio"/>	<input type="radio"/>	<input type="radio"/>

7. Does our community need any additional healthcare providers?

☐ Yes ☐ No

If yes, please specify what is needed:

8. In your opinion, what areas need additional education or attention in our community? (Check all that apply)

- | | | |
|---|---|--|
| <input type="checkbox"/> a) Abuse / Violence | <input type="checkbox"/> j) Neglect | <input type="checkbox"/> s) Teen Pregnancy |
| <input type="checkbox"/> b) Aging (Dementia) | <input type="checkbox"/> k) Nutrition | <input type="checkbox"/> t) Tobacco Use |
| <input type="checkbox"/> c) Alcohol | <input type="checkbox"/> l) Obesity | <input type="checkbox"/> u) Uninsured |
| <input type="checkbox"/> d) Alternative Medicine | <input type="checkbox"/> m) Ozone (Air Quality) | <input type="checkbox"/> v) Vaccinations / Immunizations |
| <input type="checkbox"/> e) Child Care | <input type="checkbox"/> n) Pain Management | <input type="checkbox"/> w) Water Quality |
| <input type="checkbox"/> f) Chronic Diseases | <input type="checkbox"/> o) Poverty | <input type="checkbox"/> x) Wellness Education |
| <input type="checkbox"/> g) Family Planning / Birth Control | <input type="checkbox"/> p) Preventative Healthcare | <input type="checkbox"/> y) Drugs |
| <input type="checkbox"/> h) Lead Exposure | <input type="checkbox"/> q) Sexually Transmitted Diseases | <input type="checkbox"/> z) Gambling |
| <input type="checkbox"/> i) Mental Illness | <input type="checkbox"/> r) Suicide | <input type="checkbox"/> aa) Injury Prevention |

Other (please specify below)

PART II: YOUR HEALTH PRACTICES

9. In general, how would you best describe your health? (Choose one)

- ☐ Very Good
 ☐ Good
 ☐ Fair
 ☐ Poor
 ☐ Very Poor

10. Compared to a year ago, how would you rate your overall health now?

- ☐ Much better than a year ago
 ☐ About the same
 ☐ Much Worse than a year ago

11. Do you have a personal healthcare provider you use for primary care?

- ☐ Yes
 ☐ No

If Yes, Please give Physician's name / Specialty / City

12. Have you had a physical in the past 12 months?

- ☐ Yes
 ☐ No

If no, why not? (Be specific)

13. Check which health practices you follow: (Check one box per row)

	Yes	No	N/A
If over 50, have you had a colonoscopy?	<input type="radio"/>	<input type="radio"/>	<input type="radio"/>
If male over 40, do you have annual prostate exams?	<input type="radio"/>	<input type="radio"/>	<input type="radio"/>
If female over 40, do you have annual mammograms?	<input type="radio"/>	<input type="radio"/>	<input type="radio"/>
If female, do you have a pap smear every other year?	<input type="radio"/>	<input type="radio"/>	<input type="radio"/>
Do you get 2.5 hours a week of moderately intense physical activity?	<input type="radio"/>	<input type="radio"/>	<input type="radio"/>
Do you visit your dentist annually?	<input type="radio"/>	<input type="radio"/>	<input type="radio"/>
Do you visit your eye doctor annually?	<input type="radio"/>	<input type="radio"/>	<input type="radio"/>

14. Please complete sentence below. Are you:

	Yes	No	N/A
a) Eating right (Daily 5+ servings-fruits/veg/wheat)?	<input type="radio"/>	<input type="radio"/>	<input type="radio"/>
b) Using tobacco products weekly?	<input type="radio"/>	<input type="radio"/>	<input type="radio"/>
c) Exercising 2-3 times weekly?	<input type="radio"/>	<input type="radio"/>	<input type="radio"/>
d) Consuming alcohol (more than 1 drink daily)?	<input type="radio"/>	<input type="radio"/>	<input type="radio"/>
e) Receiving an annual flu shot?	<input type="radio"/>	<input type="radio"/>	<input type="radio"/>

Part III: A LITTLE MORE ABOUT YOU (Note: questions in this section are required for reporting purposes.)

15. What is your age?

- ☐ Under 18 ☐ 18 - 44 ☐ 45 - 64 ☐ 65 - 74 ☐ Over 75

16. Your gender?

- ☐ Male ☐ Female

17. How would you identify yourself?

- ☐ a) Caucasian / White American ☐ d) American Indian / Native Alaskan
☐ b) African American / Black American ☐ e) Asian American / Pacific Islander
☐ c) Latino / Hispanic American ☐ f) Multicultural / Multiracial

Other (please specify)

18. How would you describe your household?

- ☐ Single ☐ Married with children no longer at home
☐ Married ☐ Divorced
☐ Married with children at home ☐ Other _____

19. Regarding your health insurance coverage, what type of health coverage is your primary plan? (Choose one)

- ☐ Private Insurance you purchased ☐ Covered by Employer (employer pays total cost)
☐ Medicare ☐ Covered by Employer (you & employer share cost)
☐ Medicaid (Iowa Cares/hawk-I) ☐ No Coverage (Uninsured)

Other (please specify)

20. What is your home 5 digit zip code and County of residence?

Zip	County
-----	--------

Thank you. Please return your completed survey with enclosed business reply envelope.

CHNA Respondent Demographics

Community Healthcare Needs Assessment 2013 - Demographics				
What is your age?	CHNA NORM (17) N=6633	%	Lee Co N=711	%
Under 18 (omit)	5	0.1%	1	0.2%
18 - 44	1663	28.3%	173	26.8%
45 - 64	2699	45.9%	272	42.1%
65 - 74	811	13.8%	110	17.0%
Over 75	704	12.0%	90	13.9%
Totals	5882	100.0%	646	100.0%
Your gender?	CHNA NORM (17) N=6633	%	Lee Co N=711	%
Male	1439	25.1%	146	23.2%
Female	4286	74.9%	482	76.8%
Totals	5725	100.0%	628	100.0%
How would you identify yourself?	CHNA NORM (17) N=6633	%	Lee Co N=711	%
a) Caucasian / White American	5674	96.3%	623	97.6%
b) African American / Black American	43	0.7%	5	0.8%
c) Latino / Hispanic American	51	0.9%	6	0.9%
d) American Indian / Native Alaskan	20	0.3%	1	0.2%
e) Asian American / Pacific Islander	24	0.4%	0	0.0%
f) Multicultural / Multiracial	28	0.5%	3	0.5%
Other (please specify)	49	0.8%	4	0.0%
Totals	5889	100.0%	642	100.0%
<i>* Norm is composed of 17 CHNA community surveys from IA, KS and MO.</i>				

CHNA Respondent Demographics

Community Healthcare Needs Assessment 2013 - Demographics				
How would you describe your household?	CHNA NORM (17) N=6633	%	Lee Co N=711	%
Single	966	16.4%	130	20.2%
Married	1334	22.7%	156	24.2%
Married with children at home	1568	26.7%	147	22.8%
Married with children no longer at home	1232	21.0%	131	20.3%
Divorced	367	6.2%	32	5.0%
Other	407	6.9%	49	7.6%
Totals	5874	100.0%	645	100.0%
Regarding your health insurance coverage..	CHNA NORM (17) N=6633	%	Lee Co N=711	%
Private Insurance you purchased	757	12.3%	80	11.7%
Medicare	1192	19.4%	165	24.1%
Medicaid (Iowa Cares/hawk-I)	96	1.6%	22	3.2%
Covered by Employer (employer pays total cost)	594	9.6%	48	7.0%
Covered by Employer (you & employer share cost)	2911	47.3%	291	42.4%
No Coverage (Uninsured)	222	3.6%	27	3.9%
Other (please specify)	384	6.2%	53	7.7%
Totals	6156	100.0%	686	100.0%

** Norm is composed of 17 CHNA community surveys from IA, KS and MO.*

CHNA Report contact :



Vince Vandelaar, MBA
VVV Marketing & Development INC.
Adjunct Professor / Professional Healthcare
Marketing & Strategic Planning Consulting
Services

601 N Mahaffie, Olathe, KS 66061
(913) 302-7264 (C)
VVV@VandelaarMarketing.com

LinkedIn: [vandelaar](#)
Website: VandelaarMarketing.com