

2018 LEE COUNTY IOWA LEAD REPORT CARD

2018 LEE COUNTY IOWA LEAD REPORT CARD

OF ALL LEE COUNTY CHILDREN
0 TO 6 YEARS OLD ONLY

32.5%

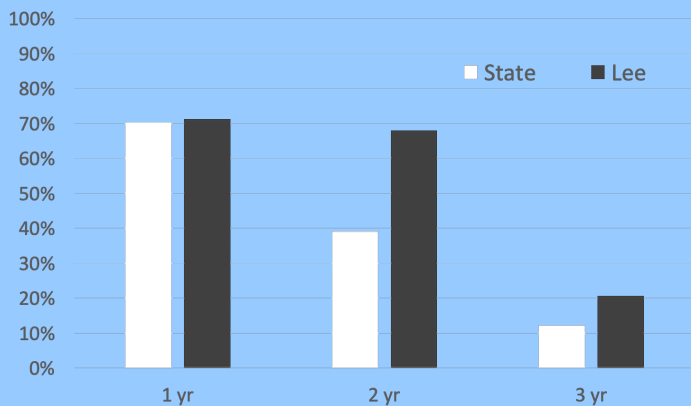
WERE TESTED FOR LEAD

OF ALL LEE COUNTY CHILDREN
0 TO 6 YEARS OLD ONLY

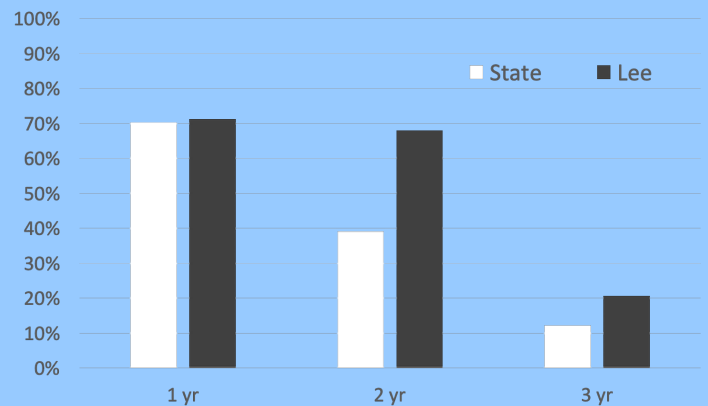
32.5%

WERE TESTED FOR LEAD

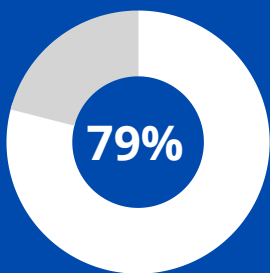
State vs County - Percent of Children
Receiving a Blood Lead Test By Age



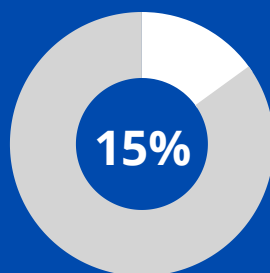
State vs County - Percent of Children
Receiving a Blood Lead Test By Age



RISK FACTORS

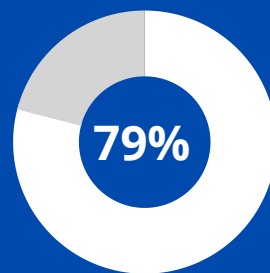


Pre-1979 Housing

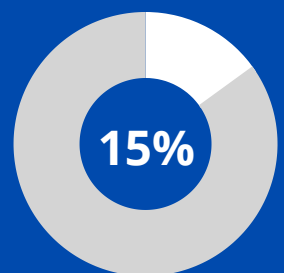


Population Below
Poverty Level

RISK FACTORS



Pre-1979 Housing



Population Below
Poverty Level

*Elevated Blood Lead Level is equal to or greater than 5 mcg/dL
<https://www.cdc.gov/nceh/lead/data/blood-lead-reference-value.htm>
 References:
 Iowa Department of Public Health. (2018). Iowa Public Health Tracking Portal. Retrieved from <https://tracking.idph.iowa.gov/>
 State Library of Iowa. (2018). American Community Survey: Poverty status in the past 12 months.
 State Library of Iowa. (2018). American Community Survey: Year structure built.

*Elevated Blood Lead Level is equal to or greater than 5 mcg/dL
<https://www.cdc.gov/nceh/lead/data/blood-lead-reference-value.htm>
 References:
 Iowa Department of Public Health. (2018). Iowa Public Health Tracking Portal. Retrieved from <https://tracking.idph.iowa.gov/>
 State Library of Iowa. (2018). American Community Survey: Poverty status in the past 12 months.
 State Library of Iowa. (2018). American Community Survey: Year structure built.