

# 2018 DAVIS COUNTY IOWA LEAD REPORT CARD

# 2018 DAVIS COUNTY IOWA LEAD REPORT CARD

OF ALL DAVIS COUNTY CHILDREN  
0 TO 6 YEARS OLD ONLY

## 17.5%

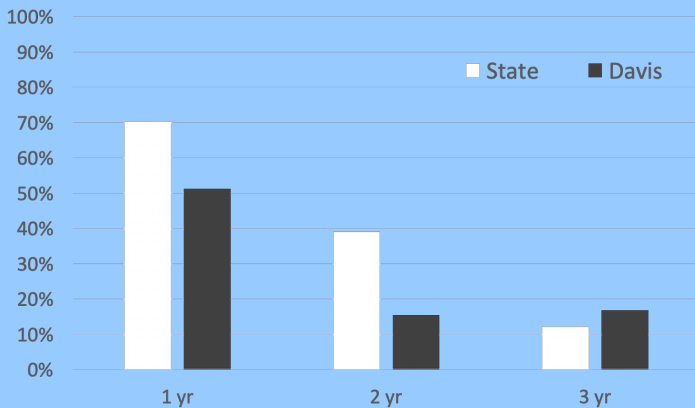
WERE TESTED FOR LEAD

OF ALL DAVIS COUNTY CHILDREN  
0 TO 6 YEARS OLD ONLY

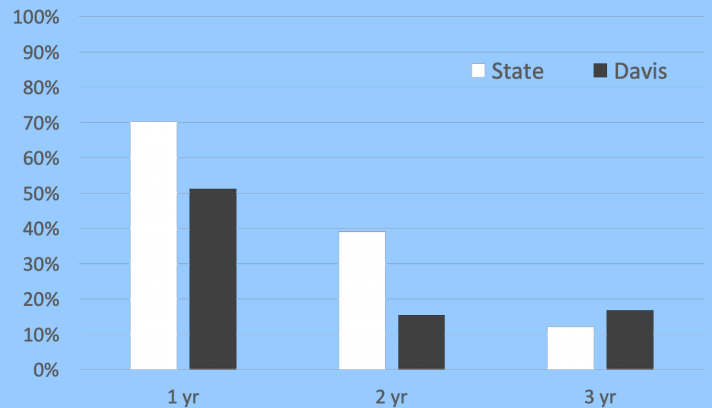
## 17.5%

WERE TESTED FOR LEAD

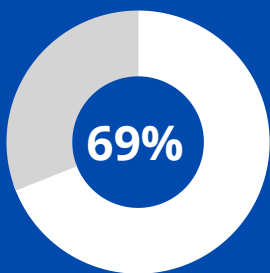
State vs County - Percent of Children Receiving a Blood Lead Test By Age



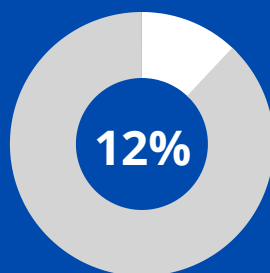
State vs County - Percent of Children Receiving a Blood Lead Test By Age



## RISK FACTORS

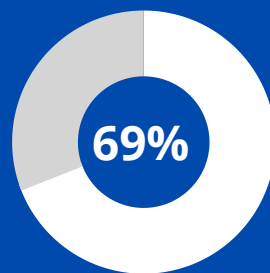


Pre-1979 Housing

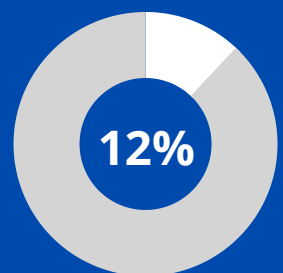


Population Below  
Poverty Level

## RISK FACTORS



Pre-1979 Housing



Population Below  
Poverty Level

\*Elevated Blood Lead Level is equal to or greater than 5 mcg/dL  
<https://www.cdc.gov/nceh/lead/data/blood-lead-reference-value.htm>  
References:  
Iowa Department of Public Health. (2018). Iowa Public Health Tracking Portal. Retrieved from <https://tracking.idph.iowa.gov/>  
State Library of Iowa. (2018). American Community Survey: Poverty status in the past 12 months.  
State Library of Iowa. (2018). American Community Survey: Year structure built.

\*Elevated Blood Lead Level is equal to or greater than 5 mcg/dL  
<https://www.cdc.gov/nceh/lead/data/blood-lead-reference-value.htm>  
References:  
Iowa Department of Public Health. (2018). Iowa Public Health Tracking Portal. Retrieved from <https://tracking.idph.iowa.gov/>  
State Library of Iowa. (2018). American Community Survey: Poverty status in the past 12 months.  
State Library of Iowa. (2018). American Community Survey: Year structure built.