

# 2018 JEFFERSON COUNTY IOWA LEAD REPORT CARD

# 2018 JEFFERSON COUNTY IOWA LEAD REPORT CARD

OF ALL JEFFERSON COUNTY CHILDREN 0 TO 6 YEARS OLD ONLY

## 25.3%

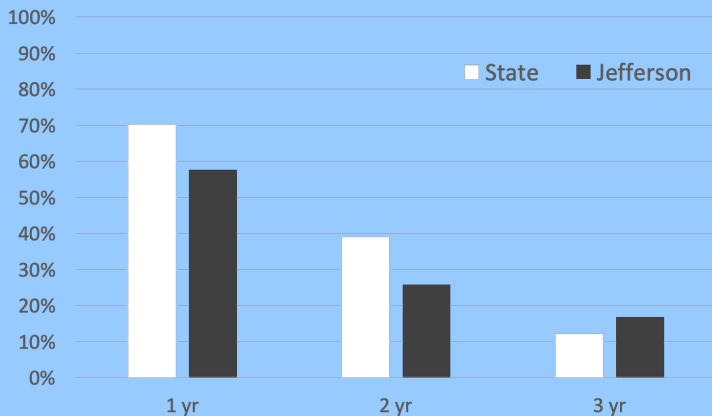
WERE TESTED FOR LEAD

OF ALL JEFFERSON COUNTY CHILDREN 0 TO 6 YEARS OLD ONLY

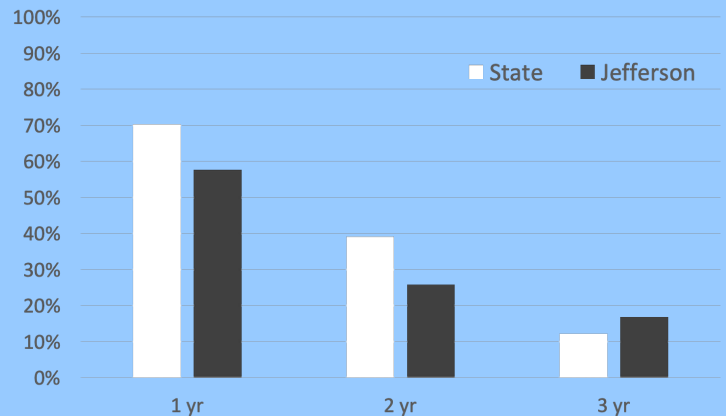
## 25.3%

WERE TESTED FOR LEAD

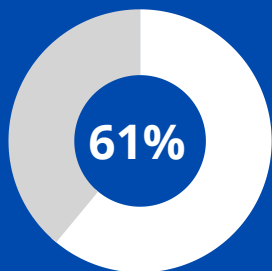
State vs County - Percent of Children Receiving a Blood Lead Test By Age



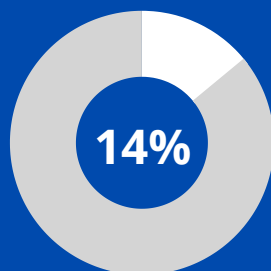
State vs County - Percent of Children Receiving a Blood Lead Test By Age



## RISK FACTORS

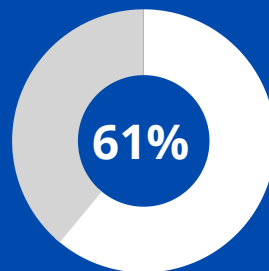


Pre-1979 Housing

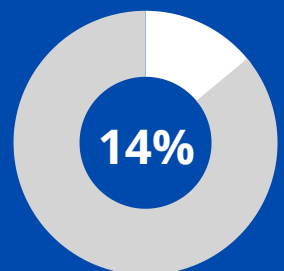


Population Below Poverty Level

## RISK FACTORS



Pre-1979 Housing



Population Below Poverty Level

\*Elevated Blood Lead Level is equal to or greater than 5 mcg/dL  
<https://www.cdc.gov/nceh/lead/data/blood-lead-reference-value.htm>  
 References:  
 Iowa Department of Public Health. (2018). Iowa Public Health Tracking Portal. Retrieved from <https://tracking.idph.iowa.gov/>  
 State Library of Iowa. (2018). American Community Survey: Poverty status in the past 12 months.  
 State Library of Iowa. (2018). American Community Survey: Year structure built.

\*Elevated Blood Lead Level is equal to or greater than 5 mcg/dL  
<https://www.cdc.gov/nceh/lead/data/blood-lead-reference-value.htm>  
 References:  
 Iowa Department of Public Health. (2018). Iowa Public Health Tracking Portal. Retrieved from <https://tracking.idph.iowa.gov/>  
 State Library of Iowa. (2018). American Community Survey: Poverty status in the past 12 months.  
 State Library of Iowa. (2018). American Community Survey: Year structure built.